


MADISON Bath shower set for bath rim or tile edge installation - Brushed Platinum

MADISON

27 502 360








Product version from 7/31/2009



- spout: circular, air-enriched flow
- max. spout flow rate 23 l/min
- Hand shower: COMPACT RAIN, max. flow rate 6.8 l/min (at 3 bar)
- complete hand shower set with anti-scale system
- 225mm projection
- automatic bath/shower diverter
- height of mixer 185 mm
- height up to aerator 140 mm
- hole diameter valve 32 mm
- hole diameter spout 32 mm
- hole diameter for complete hand shower set 32 mm
- rosette for complete hand shower set Ø 55mm
- rosette for deck valve Ø 55mm
- metal shower hose 1750mm with integrated anti-twist protection

Intrinsic protection against back flow.

Note: Local building codes may require the use of an anti-scald device. Please refer to remote pressure balance valve (35 910 970 90)

	Brushed Platinum	27 502 360-06
	Chrome	27 502 360-00
	Platinum	27 502 360-08
	Durabronze (23kt Gold)	27 502 360-09
	Brushed Durabronze (23kt Gold)	27 502 360-28
	Brushed Dark Brass	27 502 360-39
	Brushed Dark Platinum	27 502 360-99

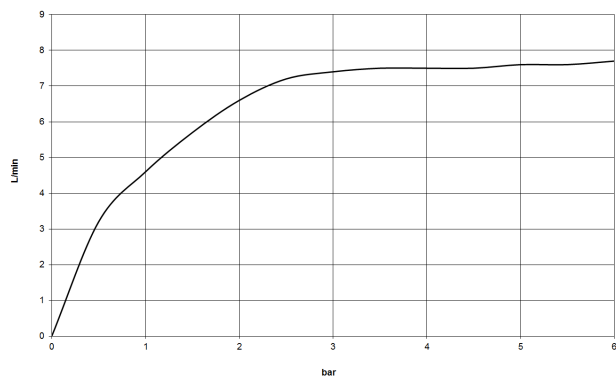
MADISON Bath shower set for bath rim or tile edge installation - Brushed Platinum

MADISON

27 502 360 Product version from 7/31/2009
mm [inches]



Flow rate chart



Codes & Standards

DIN 4109

EN 1717

ISO 3822

Ü-Zeichen



MADISON Bath shower set for bath rim or tile edge installation - Brushed Platinum

MADISON

27 502 360 Product version from 7/31/2009

Certificates and sustainability

LGA_8

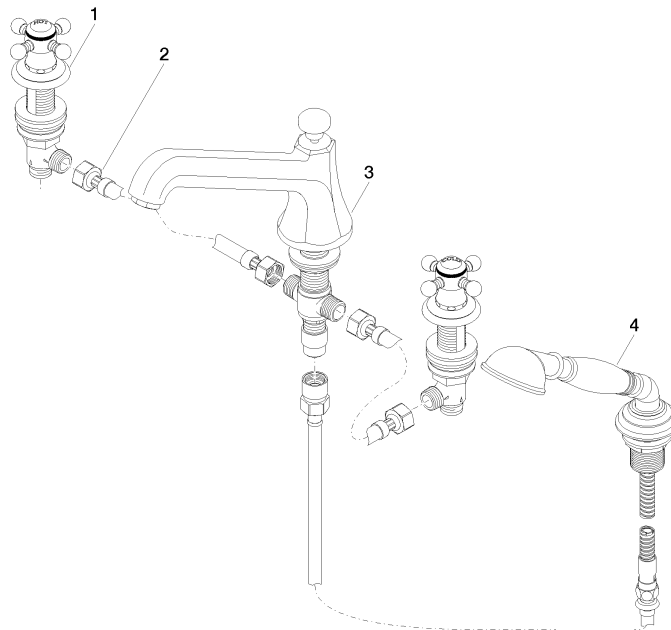
Belgaqua_21-380-2

MADISON Bath shower set for bath rim or tile edge installation - Brushed Platinum

MADISON

27 502 360 Product version from 7/31/2009

Parts for other
finishes can be found
here: [Chrome](#)



Spare parts list

No.	Item Number	Name	Quantity used	Delivery time
4	27 703 360-06	MADISON Hand shower set for bath rim or tile edge installation - Brushed Platinum	1.00	-
Spare part can no longer be ordered, please order the replacement item				
1	20 000 360-06	MADISON Deck valve clockwise closing cold or hot - Brushed Platinum	2.00	-
Spare part can no longer be ordered, please order the replacement item				
3	13 502 380-06	spout	1.00	60
2	12 502 970 90	High pressure hose 1/2" x 1/2" x 400 mm -	2.00	2