

Hand shower set with integrated shower holder FlowReduce - Platinum

SERIES SPECIFIC


27 802 660
Product version from 10/1/2023



- COMPACT RAIN, max. flow rate 6.8 l/min (at 3 bar)
 - with anti-scale system
 - 3/8" shower outlet
 - metal shower hose 1250mm with integrated anti-twist protection
 - rosette Ø 60 mm
 - 1/2" connection
 - This product reduces water consumption by 28% (compared to requirements of EPAct '92)
 - This product can contribute to Water Use Reduction in LEED® Green Building Rating
 - This product can help a building meet the requirements of Green Building Rating Systems, e.g. LEED®, BREEAM®, DGNB
- Intrinsic protection against back flow.

	Platinum	27 802 660-08 0010
	Chrome	27 802 660-00 0010
	Brushed Platinum	27 802 660-06 0010
	Dark Chrome	27 802 660-19 0010
	Light Gold	27 802 660-26 0010
	Brushed Light Gold	27 802 660-27 0010
	Brushed Durabrass (23kt Gold)	27 802 660-28 0010
	Matte Black	27 802 660-33 0010
	Brushed Bronze	27 802 660-42 0010
	Brushed Champagne (22kt Gold)	27 802 660-46 0010
	Champagne (22kt Gold)	27 802 660-47 0010
	Brushed Chrome	27 802 660-93 0010
	Brushed Dark Platinum	27 802 660-99 0010

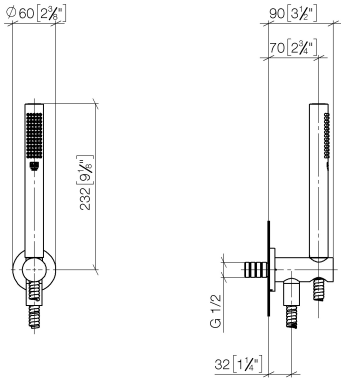
Recommended miscellaneous

	Concealed adapter -	35 080 970-90 0010
---	----------------------------	--------------------

Recommended miscellaneous

	Concealed adapter -	35 080 970-90 0010
---	----------------------------	--------------------

mm [inches]

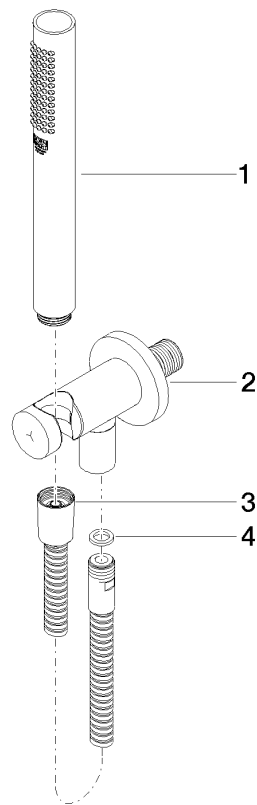


Codes & Standards

California Energy Commission (CEC)	DIN 4109	ISO 3822	Ü-Zeichen
------------------------------------	----------	----------	-----------

Certificates and sustainability

LGA_29



Spare parts list

No.	Item Number	Name	Quantity used	Delivery time
2	28 490 660-08	Wall elbow with integrated shower holder - Platinum	1.00	40
3	90 30 02 072 00-08	Metal shower hose 1/2" x 3/8" x 1250 mm - Platinum	1.00	40
4	90 14 20 026 00 90	seal	1.00	2
1	90 12 11 140 41-08	shower	1.00	40