















Hand shower set with integrated shower holder FlowReduce - Brushed  
Platinum

SERIES SPECIFIC


27 803 660    Product version from 10/1/2023



- COMPACT RAIN, max. flow rate 6.8 l/min (at 3 bar)
  - three settings: normal flow, soft flow, massage flow
  - with anti-scale system
  - 3/8" shower outlet
  - metal shower hose 1250mm with integrated anti-twist protection
  - rosette Ø 60 mm
  - 1/2" connection
  - Function from: 6 l/min
  - This product reduces water consumption by 28% (compared to requirements of EPAct '92)
  - This product can contribute to Water Use Reduction in LEED® Green Building Rating
  - This product can help a building meet the requirements of Green Building Rating Systems, e.g. LEED®, BREEAM®, DGNB
- Intrinsic protection against back flow.

	Brushed Platinum	27 803 660-06 0010
	Chrome	27 803 660-00 0010
	Platinum	27 803 660-08 0010
	Dark Chrome	27 803 660-19 0010
	Light Gold	27 803 660-26 0010
	Brushed Light Gold	27 803 660-27 0010
	Brushed Durabrass (23kt Gold)	27 803 660-28 0010
	Matte Black	27 803 660-33 0010
	Brushed Dark Brass	27 803 660-39 0010
	Brushed Bronze	27 803 660-42 0010
	Brushed Champagne (22kt Gold)	27 803 660-46 0010
	Champagne (22kt Gold)	27 803 660-47 0010
	Brushed Chrome	27 803 660-93 0010
	Brushed Dark Platinum	27 803 660-99 0010

Recommended miscellaneous

	Concealed adapter -	35 080 970-90 0010
---	---------------------	--------------------

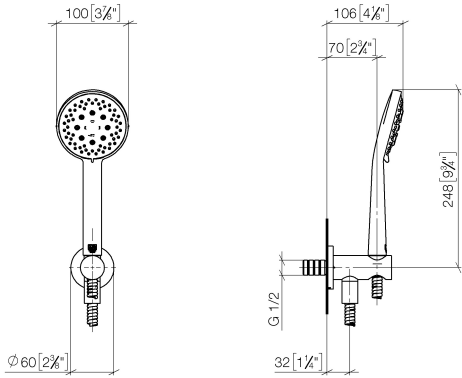


Hand shower set with integrated shower holder FlowReduce - Brushed Platinum

SERIES SPECIFIC

27 803 660    Product version from 10/1/2023

mm [inches]



Codes & Standards			
California Energy Commission (CEC)	DIN 4109	ISO 3822	Ü-Zeichen

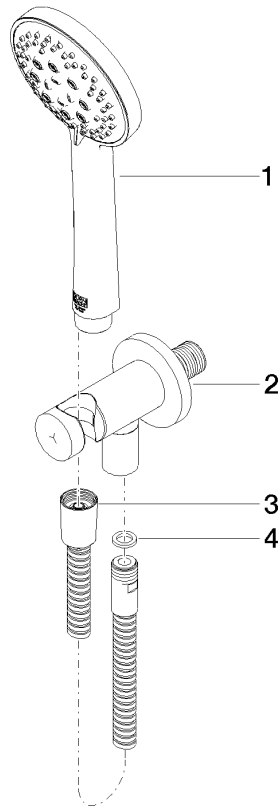
Certificates and sustainability

LGA\_29

# Hand shower set with integrated shower holder FlowReduce - Brushed Platinum

SERIES SPECIFIC

27 803 660 Product version from 10/1/2023



## Spare parts list

No.	Item Number	Name	Quantity used	Delivery time
2	28 490 660-06	Wall elbow with integrated shower holder - Brushed Platinum	1.00	10
3	90 30 02 072 00-06	Metal shower hose 1/2" x 3/8" x 1250 mm - Brushed Platinum	1.00	10
1	28 014 979-06 0010	Hand shower - Brushed Platinum	1.00	-
Spare part can no longer be ordered, please order the replacement item				
	28018979-060010	Hand shower FlowReduce - Brushed Platinum		
4	90 14 20 026 00 90	seal	1.00	2