

Hand shower set with integrated shower holder FlowReduce - Brushed Bronze

TARA




27 803 660



Fits: TARA, VAIA, META

- COMPACT RAIN, max. flow rate 6.8 l/min (at 3 bar)
- three settings: normal flow, soft flow, massage flow
- with anti-scale system
- 3/8" shower outlet
- metal shower hose 1250mm with integrated anti-twist protection
- rosette Ø 60 mm
- 1/2" connection
- Function from: 6 l/min
- This product reduces water consumption by % (compared to requirements of EPAct '92)
- This product can contribute to Water Use Reduction in LEED® Green Building Rating
- This product can help a building meet the requirements of Green Building Rating Systems, e.g. LEED®, BREEAM®, DGNB

Intrinsic protection against back flow.

	Brushed Bronze	27 803 660-42 0010
	Chrome	27 803 660-00 0010
	Brushed Platinum	27 803 660-06 0010
	Platinum	27 803 660-08 0010
	Dark Chrome	27 803 660-19 0010
	Light Gold	27 803 660-26 0010
	Brushed Light Gold	27 803 660-27 0010
	Brushed Durabronze (23kt Gold)	27 803 660-28 0010
	Matte Black	27 803 660-33 0010
	Brushed Champagne (22kt Gold)	27 803 660-46 0010
	Champagne (22kt Gold)	27 803 660-47 0010
	Brushed Chrome	27 803 660-93 0010
	Brushed Dark Platinum	27 803 660-99 0010

Recommended miscellaneous

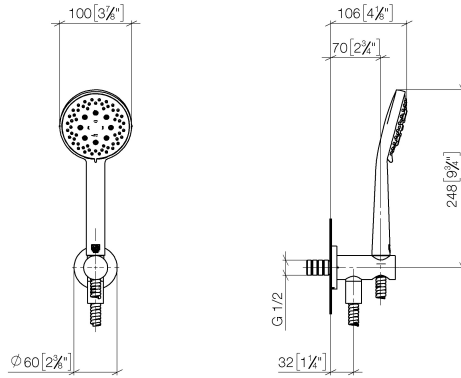
Concealed adapter -

35 080 970-90
0010



27 803 660

mm [inches]



Flow rate chart



Codes & Standards

ASME
A112.18.1/CSA
B125.1

California Energy
Commission
(CEC)

DIN 4109

ISO 3822

Ü-Zeichen



Hand shower set with integrated shower holder FlowReduce - Brushed Bronze

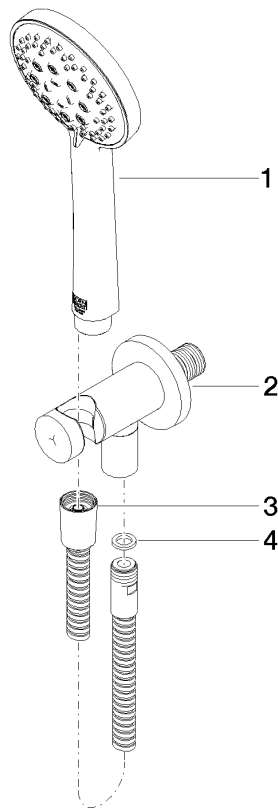
TARA

27 803 660

Certificates

LGA_29

Product version from 10/1/2023





Hand shower set with integrated shower holder FlowReduce - Brushed Bronze

TARA

27 803 660

Spare parts list

Product version from 10/1/2023

No.	Item Number	Name	Quantity used	Delivery time
	28 014 979-42 0010	Hand shower - Brushed Bronze	4	-

Spare part can no longer be ordered, please order the replacement item