

## Hand shower set with individual rosettes with volume control FlowReduce - Chrome

IMO

27 809 980



Fits: IMO, MEM, CL.1, CYO

- COMPACT RAIN, max. flow rate 6.8 l/min (at 3 bar)
  - with volume control
  - with anti-scale system
  - 3/8" shower outlet
  - rosette for wall elbow 60 x 60mm
  - rosette for shower holder 60 x 60mm
  - metal shower hose 1250mm with integrated anti-twist protection
  - 1/2" wall elbow
  - This product reduces water consumption by % (compared to requirements of EPA '92)
  - This product can contribute to Water Use Reduction in LEED® Green Building Rating
  - This product can help a building meet the requirements of Green Building Rating Systems, e.g. LEED®, BREEAM®, DGNB
- Intrinsic protection against back flow.**

Intrinsic protection against back flow.

	Chrome	27 809 980-00 0010
	Brushed Platinum	27 809 980-06 0010
	Platinum	27 809 980-08 0010
	Dark Chrome	27 809 980-19 0010
	Brushed Durabronze (23kt Gold)	27 809 980-28 0010
	Brushed Champagne (22kt Gold)	27 809 980-46 0010
	Champagne (22kt Gold)	27 809 980-47 0010
	Brushed Chrome	27 809 980-93 0010
	Brushed Dark Platinum	27 809 980-99 0010

### Required miscellaneous

**Concealed adapter -**

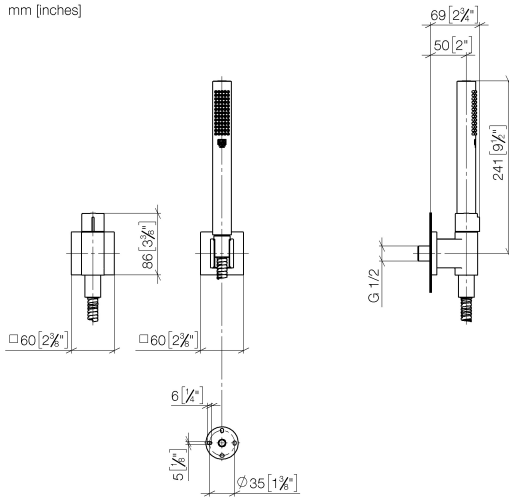
35 080 970-90  
0010



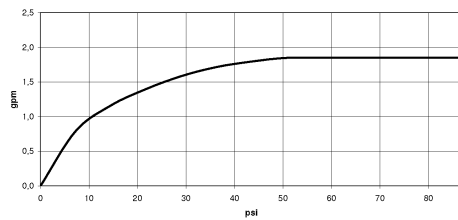
# Hand shower set with individual rosettes with volume control FlowReduce - Chrome

IMO

27 809 980  
mm [inches]



## Flow rate chart



## Codes & Standards

ASME  
A112.18.1/CSA  
B125.1

California Energy  
Commission  
(CEC)



## Hand shower set with individual rosettes with volume control FlowReduce - Chrome

---

IMO

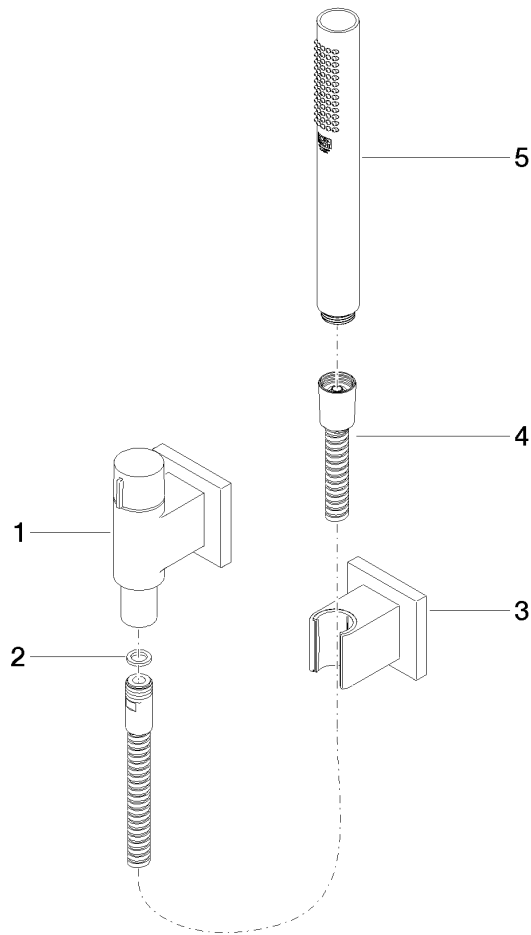
27 809 980

Certificates

---

LGA\_29985.

IAPMO\_4976 (1).



Spare parts list

No.	Item Number	Name	Quantity used	Delivery time
1	28 451 980-00	connection	1	60
2	90 14 20 026 00 90	seal	1	2
3	28 050 980-00	Wall bracket - Chrome	1	10
4	90 30 02 072 00-00	Metal shower hose 1/2" x 3/8" x 1250 mm - Chrome	1	10
5	90 12 11 140 30-00	shower	1	10