














WATER TUBE Kneipp wall elbow with hose holder with individual rosettes -
Chrome


27 821 979 Product version from 3/6/2023

	<ul style="list-style-type: none"> • LAMINAR FLOW, max. flow rate 15 l/min (at 3 bar) • with volume control • rosette 60 x 60 mm • holder for Kneipp hose • 1/2" wall elbow • without hose 		Chrome	27 821 979-00
	<p>Intrinsic protection against back flow.</p> <p>Product change as of 1.4.2023: max. flow 15 l/min</p> <p>Intrinsic protection against back flow.</p> <p>Product change as of 1.4.2023: max. flow 15 l/min</p>		Brushed Platinum	27 821 979-06
			Platinum	27 821 979-08
			Dark Chrome	27 821 979-19
			Brushed Light Gold	27 821 979-27
			Brushed Durabrass (23kt Gold)	27 821 979-28
			Matte Black	27 821 979-33
			Brushed Champagne (22kt Gold)	27 821 979-46
			Champagne (22kt Gold)	27 821 979-47
			Brushed Chrome	27 821 979-93
			Brushed Dark Platinum	27 821 979-99


Required miscellaneous

	Concealed adapter -	35 080 970-90 0010
---	----------------------------	--------------------

Required miscellaneous

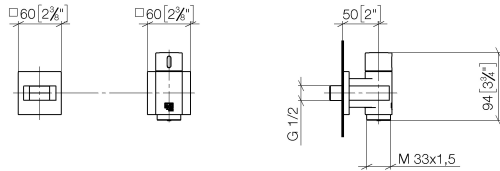
	WATER TUBE Kneipp hose black 2000 mm - Chrome	28 286 979-00
	<ul style="list-style-type: none"> •with holding ring •hose nozzle with sleeve M33 	

Required miscellaneous

	WATER TUBE Kneipp hose white 2000 mm - Chrome	28 285 979-00
	<ul style="list-style-type: none"> •with holding ring •hose nozzle with sleeve M33 	

**WATER TUBE Kneipp wall elbow with hose holder with individual rosettes -
Chrome**

27 821 979 Product version from 3/6/2023
mm [inches]



Flow rate chart



Codes & Standards

EN 1717



WATER TUBE Kneipp wall elbow with hose holder with individual rosettes - Chrome

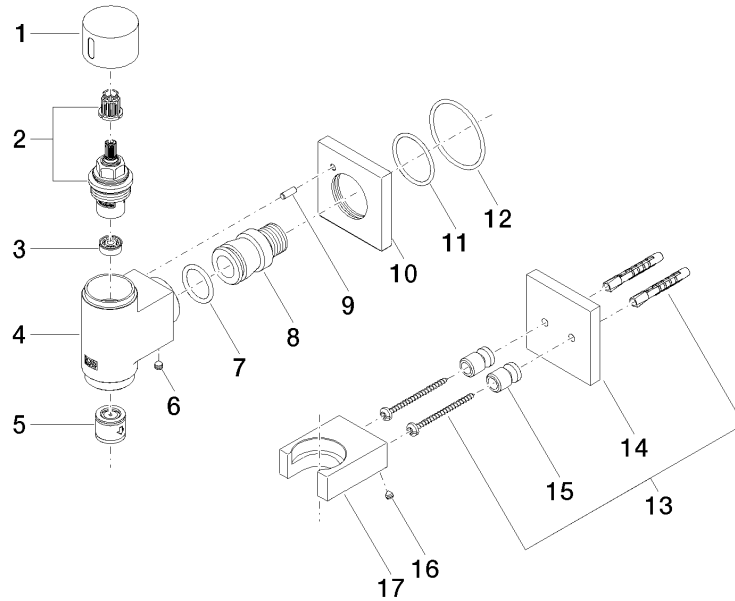
27 821 979 Product version from 3/6/2023

Certificates

Belgaqua_22_280_2

WATER TUBE Kneipp wall elbow with hose holder with individual rosettes - Chrome

27 821 979 Product version from 3/6/2023



Spare parts list

No.	Item Number	Name	Quantity used	Delivery time
1	09 20 97 021-00	handle	1	10
2	90 90 03 145 00 90	top	1	2
3	90 23 01 146 00 90	flow reducer	1	2
4	09 11 03 135-00	connection	1	10
5	90 23 01 045 00 90	back-flow preventer	1	2
6	90 31 11 112 00 90	pin	1	2
7	09 14 10 081 90	seal	1	2
8	09 24 03 151 90	nipple	1	2
9	09 31 11 040 90	pin	1	2
10	09 27 97 021-00	rosette	1	10
11	09 14 10 119 90	seal	1	2
12	90 14 10 049 00 90	seal	1	2
13	05 30 31 025 00 90	fixing set	1	2
14	09 27 97 022-00	rosette	1	10
15	08 17 20 726 90	holder	2	2
16	09 31 11 148 90	pin	2	2
17	09 17 20 023-00	holder	1	10