










# Affusion pipe with cover plate - Brushed Light Gold

27 838 979    Product version from 3/2/2021




- LAMINAR FLOW, max. flow rate 15 l/min (at 3 bar)
  - 3/8" shower outlet
  - cover plate 240 x 60 mm
  - metal shower hose 1250mm with integrated anti-twist protection
  - 1/2" connection
  - plug-link mounting
- Intrinsic protection against back flow.**

Intrinsic protection against back flow.

	Brushed Light Gold	27 838 979-27
	Chrome	27 838 979-00
	Brushed Platinum	27 838 979-06
	Platinum	27 838 979-08
	Dark Chrome	27 838 979-19
	Brushed Durabronze (23kt Gold)	27 838 979-28
	Matte Black	27 838 979-33
	Brushed Chrome	27 838 979-93
	Brushed Dark Platinum	27 838 979-99

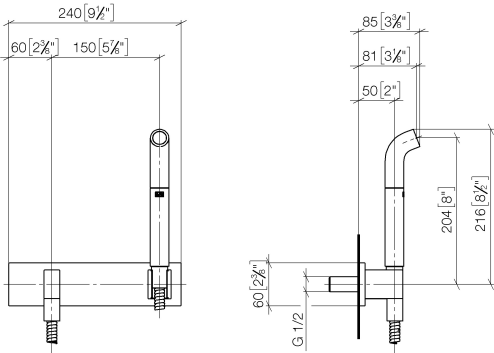
## Required miscellaneous

	Concealed adapter -	35 080 970-90 0010
---	---------------------	--------------------

Affusion pipe with cover plate - Brushed Light Gold

27 838 979    Product version from 3/2/2021

mm [inches]



Flow rate chart



Codes & Standards

DIN 4109                      ISO 3822                      Ü-Zeichen



## Affusion pipe with cover plate - Brushed Light Gold

---

27 838 979 Product version from 3/2/2021

### Certificates

---

LGA\_38

## Affusion pipe with cover plate - Brushed Light Gold

27 838 979 Product version from 3/2/2021



### Spare parts list

No.	Item Number	Name	Quantity used	Delivery time
1	04 12 11 073 01-27	spout	1	60
2	90 30 02 072 00-27	Metal shower hose 1/2" x 3/8" x 1250 mm - Brushed Light Gold	1	30
3	09 16 01 014 90	ring	1	2
4	09 23 01 069 90	flow reducer	1	2
5	90 24 03 212 00 90	nipple	1	2
6	09 14 10 008 90	seal	1	2
7	09 31 11 026 90	pin	2	2
8	09 14 03 127 90	seal	1	2
9	09 11 03 046-27	connection	1	60
10	90 31 11 004 00 90	pin	1	2
11	90 14 10 077 00 90	seal	1	2
12	09 24 03 107 20 90	nipple	1	2
13	90 21 02 069 00-27	cover	1	30
14	90 14 20 026 00 90	seal	1	2
15	90 31 11 112 00 90	pin	1	2
16	09 17 20 044-27	holder	1	60
17	09 18 40 078 90	sleeve	1	2
18	05 30 31 025 00 90	fixing set	1	2
19	09 11 02 133-27	plate	1	60
20	09 24 03 073 90	nipple	1	2