









MADISON Metal hand shower with porcelain insert (white) FlowReduce - Durabrass (23kt Gold)
MADISON

28 002 970			
	<ul style="list-style-type: none"> • COMPACT RAIN, max. flow rate 6.8 l/min (at 3 bar) • spray head Ø 64mm • 1/2" connection • This product reduces water consumption by % (compared to requirements of EPAct '92) • This product can contribute to Water Use Reduction in LEED® Green Building Rating • This product can help a building meet the requirements of Green Building Rating Systems, e.g. LEED®, BREEAM®, DGNB <p>Intrinsic protection against back flow.</p>	<div>  Durabrass (23kt Gold) 28 002 970-09 0010 </div> <div>  Chrome 28 002 970-00 0010 </div> <div>  Brushed Platinum 28 002 970-06 0010 </div> <div>  Platinum 28 002 970-08 0010 </div> <div>  Brushed Durabrass (23kt Gold) 28 002 970-28 0010 </div> <div>  Brushed Chrome 28 002 970-93 0010 </div> <div>  Brushed Dark Platinum 28 002 970-99 0010 </div>	



MADISON Metal hand shower with porcelain insert (white) FlowReduce - Durabronz (23kt Gold)

MADISON

28 002 970
mm [inches]



Flow rate chart



Codes & Standards

California Energy
Commission
(CEC)

Water Sense





MADISON Metal hand shower with porcelain insert (white) FlowReduce -
Durabrass (23kt Gold)

MADISON

28 002 970

Certificates

IAPMO_11777.

IAPMO_4976 (2).

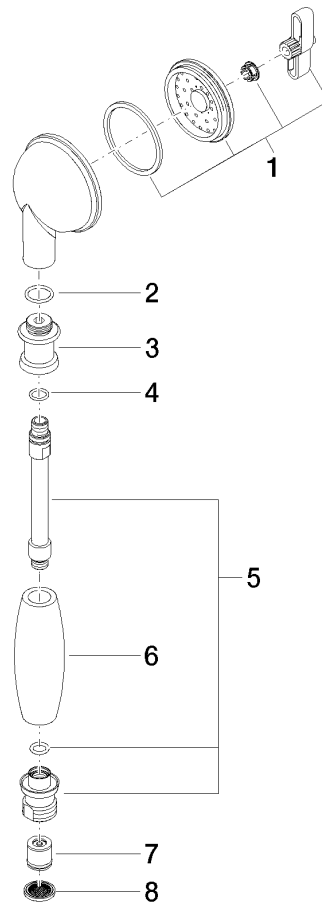
LGA_8492.

MADISON Metal hand shower with porcelain insert (white) FlowReduce - Durabrand (23kt Gold)

MADISON

28 002 970

Parts for other
finishes can be found
here: [Chrome](#)



Spare parts list

No.	Item Number	Name	Quantity used	Delivery time
1	90 12 01 010 00 90	set	1	2
2	09 14 10 069 90	seal	1	2
3	09 24 04 059 20-09	nipple	1	40
4	09 14 10 042 90	seal	1	2
5	90 28 22 033 00-09	insert	1	-
Spare part can no longer be ordered, please order the replacement item				
6	11 167 820 60	handle	1	2
7	09 23 01 166 90	flow reducer	1	2
8	09 23 01 039 90	sieve	1	2