








MADISON Metal hand shower with porcelain insert (white) FlowReduce -
Brushed Durabrand (23kt Gold)

28 002 970



- COMPACT RAIN, max. flow rate 6.8 l/min (at 3 bar)
- spray head Ø 64mm
- 1/2" connection
- This product reduces water consumption by 28% (compared to requirements of EPAct '92)
- This product can contribute to Water Use Reduction in LEED® Green Building Rating
- This product can help a building meet the requirements of Green Building Rating Systems, e.g. LEED®, BREEAM®, DGNB

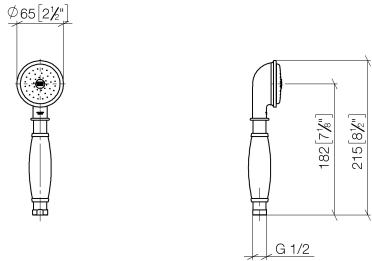
Intrinsic protection against back flow.

	Brushed Durabrand (23kt Gold)	28 002 970-28 0010
	Chrome	28 002 970-00 0010
	Brushed Platinum	28 002 970-06 0010
	Platinum	28 002 970-08 0010
	Durabrand (23kt Gold)	28 002 970-09 0010
	Brushed Chrome	28 002 970-93 0010
	Brushed Dark Platinum	28 002 970-99 0010

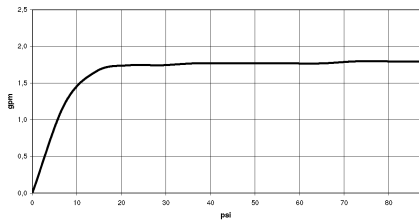


MADISON Metal hand shower with porcelain insert (white) FlowReduce -
Brushed Durabron (23kt Gold)

28 002 970
mm [inches]



Flow rate chart



Codes & Standards

California Energy Commission (CEC)	DIN 4109	ISO 3822	Ü-Zeichen
--	----------	----------	-----------



MADISON Metal hand shower with porcelain insert (white) FlowReduce - Brushed Durabrass (23kt Gold)

28 002 970

Certificates

LGA_8

MADISON Metal hand shower with porcelain insert (white) FlowReduce -
Brushed Durabronze (23kt Gold)

28 002 970
Parts for other
finishes can be found
here: [Chrome](#)



Spare parts list

No.	Item Number	Name	Quantity used	Delivery time
1	90 12 01 010 00 90	set	1	2
2	09 14 10 069 90	seal	1	2
3	09 24 04 059 20-28	nipple	1	20
4	09 14 10 042 90	seal	1	2
5	90 28 22 033 00-28	insert	1	20
6	11 167 820 60	handle	1	2
7	09 23 01 166 90	flow reducer	1	2
8	09 23 01 039 90	sieve	1	2