

## Hand shower FlowReduce - Brushed Champagne (22kt Gold)

SERIES-VARIOUS

28 016 979 Product version from 4/1/2024










- spray head Ø 130 mm
- Three or five settings: COMPACT RAIN, COMPACT SOFT FLOW, COMPACT AQUAPRESSURE FLOW, max. flow rate 6.8 l/min (at 3 bar)
- with anti-scale system
- 1/2" connection

### Notes:

- This product reduces water consumption by 28% (compared to requirements of EPAct '92)
- This product can contribute to Water Use Reduction in LEED® Green Building Rating
- This product can help a building meet the requirements of Green Building Rating Systems, e.g. LEED®, BREEAM®, DGNB

Intrinsic protection against back flow.

	Brushed Champagne (22kt Gold)	28 016 979-46 0010
	Chrome	28 016 979-00 0010
	Brushed Platinum	28 016 979-06 0010
	Platinum	28 016 979-08 0010
	Dark Chrome	28 016 979-19 0010
	Light Gold	28 016 979-26 0010
	Brushed Light Gold	28 016 979-27 0010
	Brushed Durabrass (23kt Gold)	28 016 979-28 0010
	Matte Black	28 016 979-33 0010
	Brushed Dark Brass	28 016 979-39 0010
	Brushed Bronze	28 016 979-42 0010
	Champagne (22kt Gold)	28 016 979-47 0010
	Brushed Chrome	28 016 979-93 0010
	Brushed Dark Platinum	28 016 979-99 0010



Hand shower FlowReduce - Brushed Champagne (22kt Gold)

SERIES-VARIOUS

28 016 979 Product version from 4/1/2024

mm [inches]



Codes & Standards

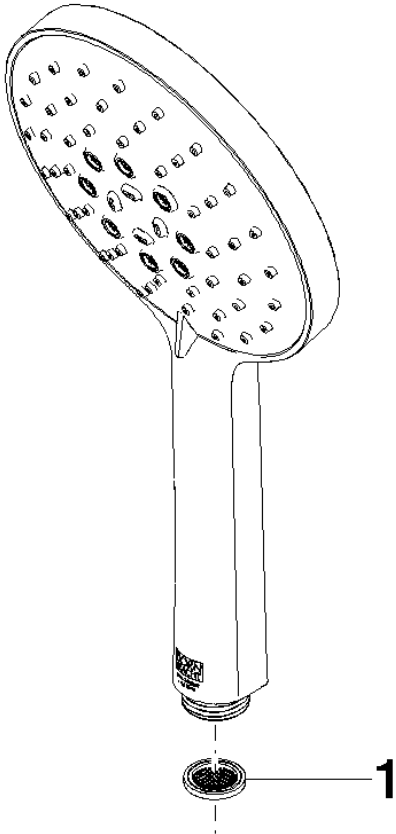
ASME A112.18.1	California Energy Commission (CEC)	cUPC	DIN 4109
EN 1112	ISO 3822	Ü-Zeichen	

Certificates and sustainability

DVGW_DW-6517DN0	LGA_29	IAPMO_4976 (	
-----------------	--------	--------------	--

28 016 979    Product version from 4/1/2024

Parts for other  
finishes can be found  
here: [Chrome](#)



Spare parts list

No.	Item Number	Name	Quantity used	Delivery time
1	09 23 01 039 90	sieve	1.00	2