

Hand shower FlowReduce - Platinum

IMO














28 019 979



Fits: IMO, LULU, MADISON, MEM, TARA,
CL.1, LISSÉ, VAIA, META, CYO

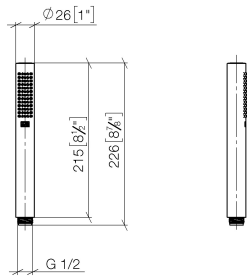
- COMPACT RAIN, max. flow rate 6.8 l/min (at 3 bar)
- with anti-scale system
- 1/2" connection
- This product reduces water consumption by % (compared to requirements of EPAct '92)
- This product can contribute to Water Use Reduction in LEED® Green Building Rating
- This product can help a building meet the requirements of Green Building Rating Systems, e.g. LEED®, BREEAM®, DGNB

Intrinsic protection against back flow.

	Platinum	28 019 979-08 0010
	Chrome	28 019 979-00 0010
	Brushed Platinum	28 019 979-06 0010
	Light Gold	28 019 979-26 0010
	Light Gold	28 019 979-26 0010
	Brushed Light Gold	28 019 979-27 0010
	Brushed Durabrass (23kt Gold)	28 019 979-28 0010
	Matte Black	28 019 979-33 0010
	Brushed Bronze	28 019 979-42 0010
	Brushed Champagne (22kt Gold)	28 019 979-46 0010
	Champagne (22kt Gold)	28 019 979-47 0010
	Brushed Chrome	28 019 979-93 0010
	Brushed Dark Platinum	28 019 979-99 0010

28 019 979

mm [inches]



Codes & Standards


California Energy
Commission
(CEC)

Certificates

LGA_29985.

28 019 979

Parts for other
finishes can be found
here: [Chrome](#)



Spare parts list

No.	Item Number	Name	Quantity used	Delivery time
1	09 23 01 039 90	sieve	1	2
2	09 21 02 153-08	cap	1	40