

Rain shower for recessed ceiling installation 300 mm - Brushed Champagne (22kt Gold)
SERIES SPECIFIC

28 033 970 Product version from 5/1/2022



- rain shower Ø 300 mm
- Rain panel with 2 different spray modes
- PURE RAIN, max. flow rate 6.8 l/min (at 3 bar)
- PURIFY RAIN, max. flow rate 6 l/min (at 3 bar)
- with anti-scale system

Technical data:

- min. recess depth 137 mm

Planning tips:

- For simultaneous control of the jet types, we recommend the xTool thermostat module
- Not suitable for use in a steam room.
- WRAS

To meet the North American plumbing standards, this application must be installed with three-way diverter (rough included).

To meet the North American plumbing standards, this application must be installed with three-way diverter (rough included).

	Brushed Champagne (22kt Gold)	28 033 970-46 0010
	Chrome	28 033 970-00 0010
	Brushed Platinum	28 033 970-06 0010
	Platinum	28 033 970-08 0010
	Dark Chrome	28 033 970-19 0010
	Light Gold	28 033 970-26 0010
	Brushed Light Gold	28 033 970-27 0010
	Brushed Durabrass (23kt Gold)	28 033 970-28 0010
	Matte Black	28 033 970-33 0010
	Brushed Dark Brass	28 033 970-39 0010
	Brushed Bronze	28 033 970-42 0010
	Champagne (22kt Gold)	28 033 970-47 0010
	Brushed Chrome	28 033 970-93 0010
	Brushed Dark Platinum	28 033 970-99 0010

Required miscellaneous



- Concealed ceiling installation box for recessed ceiling installation -**
35 033 970-90 0010

 - recess depth 137mm
 - Pre-assembly kit for three-way diverter included

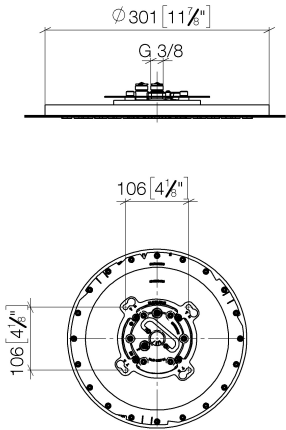



Rain shower for recessed ceiling installation 300 mm - Brushed Champagne
(22kt Gold)

SERIES SPECIFIC

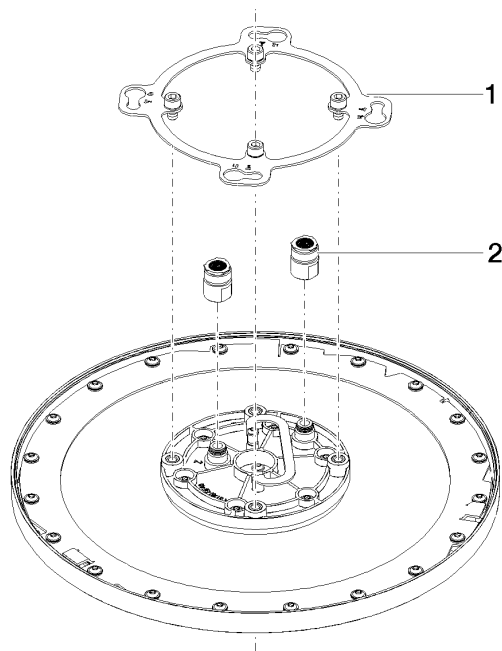
28 033 970 Product version from 5/1/2022

mm [inches]



Codes & Standards			
ASME A112.18.1	California Energy Commission (CEC)	cUPC	EPA WaterSense
WaterSense			

Certificates and sustainability	
IAPMO_4976	IAPMO_11777



Spare parts list

No.	Item Number	Name	Quantity used	Delivery time
2	90 24 03 309 02 90	connection	1.00	2
1	90 17 20 262 00 90	flange	1.00	2