


Rain shower for surface-mounted ceiling installation 300 x 240 mm - Brushed Durabron (23kt Gold)

28 041 980 Product version from 5/1/2022



- rain shower 300 x 240mm
- PURE RAIN, max. flow rate 6.8 l/min (at 3 bar)
- PURIFY RAIN, max. flow rate 6 l/min (at 3 bar)
- with anti-scale system
- Distance to ceiling from bottom edge of shower 40 mm
- This product can help a building meet the requirements of Green Building Rating Systems, e.g. LEED®, BREEAM®, DGNB
- Not suitable for use in a steam room.

To meet the North American plumbing standards, this application must be installed with three-way diverter (rough included).

To meet the North American plumbing standards, this application must be installed with three-way diverter (rough included).

	Brushed Durabron (23kt Gold)	28 041 980-28 0010
	Chrome	28 041 980-00 0010
	Brushed Platinum	28 041 980-06 0010
	Platinum	28 041 980-08 0010
	Dark Chrome	28 041 980-19 0010
	Brushed Light Gold	28 041 980-27 0010
	Matte Black	28 041 980-33 0010
	Brushed Champagne (22kt Gold)	28 041 980-46 0010
	Champagne (22kt Gold)	28 041 980-47 0010
	Brushed Chrome	28 041 980-93 0010
	Brushed Dark Platinum	28 041 980-99 0010

Required miscellaneous



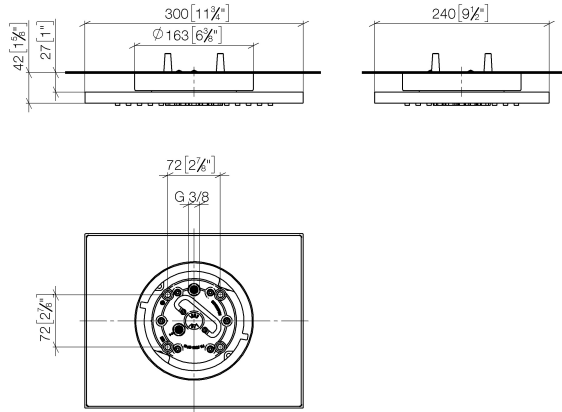
Concealed ceiling installation box for surface-mounted ceiling installation - 35 041 970-90 0010

- max. recess depth mm
- min. recess depth mm
- Pre-assembly kit for three-way diverter included

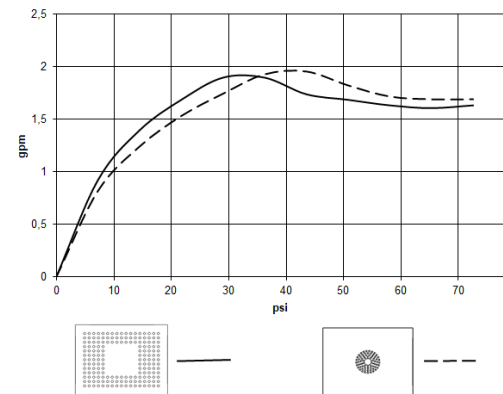


Rain shower for surface-mounted ceiling installation 300 x 240 mm - Brushed Durabron (23kt Gold)

28 041 980 Product version from 5/1/2022
mm [inches]



Flow rate chart

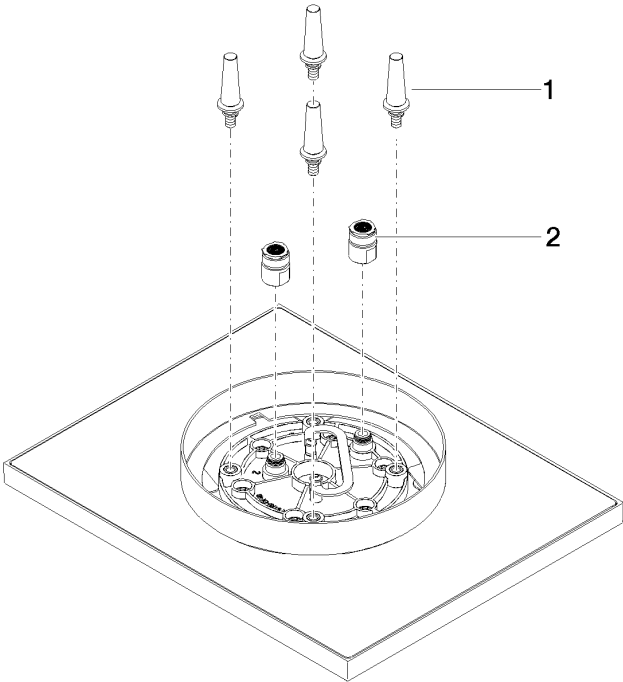


Codes & Standards

California Energy
Commission
(CEC)

Rain shower for surface-mounted ceiling installation 300 x 240 mm - Brushed Durabrass (23kt Gold)

28 041 980 Product version from 5/1/2022



Spare parts list

No.	Item Number	Name	Quantity used	Delivery time
1	90 17 20 263 00 90	fixing set	1	2
2	90 24 03 309 02 90	connection	2	2