


Rain shower for surface-mounted ceiling installation 300 x 240 mm - Brushed Dark Platinum

SERIES SPECIFIC

28 041 980
Product version from 5/1/2022



- rain shower 300 x 240mm
- Rain panel with 2 different spray modes
- PURE RAIN, max. flow rate 6.8 l/min (at 3 bar)
- PURIFY RAIN, max. flow rate 6 l/min (at 3 bar)
- with anti-scale system

Technical data:

- Distance to ceiling from bottom edge of shower 40 mm

Planning tips:

- For simultaneous control of the jet types, we recommend the xTool thermostat module
- Not suitable for use in a steam room.
- WRAS

To meet the North American plumbing standards, this application must be installed with three-way diverter (rough included).

To meet the North American plumbing standards, this application must be installed with three-way diverter (rough included).

	Brushed Dark Platinum	28 041 980-99 0010
	Chrome	28 041 980-00 0010
	Brushed Platinum	28 041 980-06 0010
	Platinum	28 041 980-08 0010
	Dark Chrome	28 041 980-19 0010
	Brushed Light Gold	28 041 980-27 0010
	Brushed Durabross (23kt Gold)	28 041 980-28 0010
	Matte Black	28 041 980-33 0010
	Brushed Dark Brass	28 041 980-39 0010
	Brushed Champagne (22kt Gold)	28 041 980-46 0010
	Champagne (22kt Gold)	28 041 980-47 0010
	Brushed Chrome	28 041 980-93 0010

Required miscellaneous



Concealed ceiling installation box for surface-mounted ceiling installation -

35 041 970-90 0010

- max. recess depth 115 mm
- min. recess depth 90 mm
- Pre-assembly kit for three-way diverter included

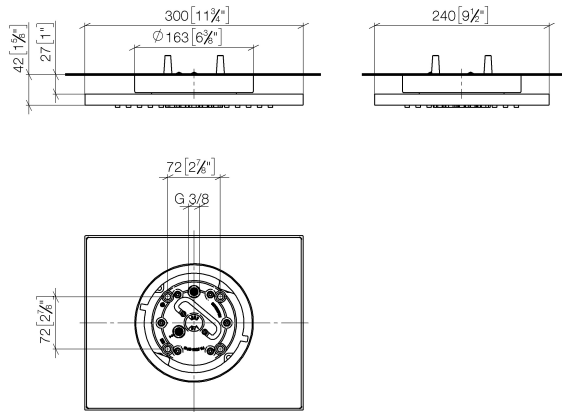


Rain shower for surface-mounted ceiling installation 300 x 240 mm - Brushed Dark Platinum

SERIES SPECIFIC

28 041 980 Product version from 5/1/2022

mm [inches]



Codes & Standards

ASME A112.18.1	California Energy Commission (CEC)	cUPC	EPA WaterSense
WaterSense			

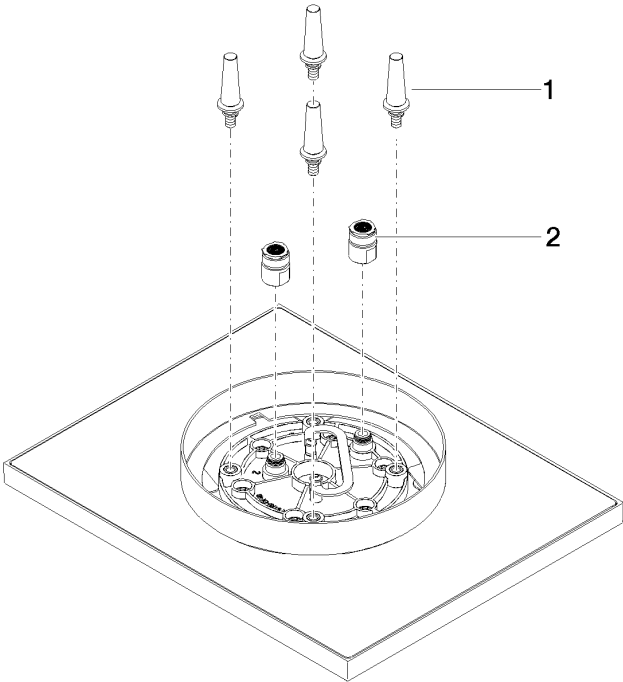
Certificates and sustainability

IAPMO_11777 IAPMO_4976

Rain shower for surface-mounted ceiling installation 300 x 240 mm - Brushed Dark Platinum

SERIES SPECIFIC

28 041 980
Product version from 5/1/2022



Spare parts list

No.	Item Number	Name	Quantity used	Delivery time
2	90 24 03 309 02 90	connection	2.00	2
1	90 17 20 263 00 90	fixing set	1.00	2