

## Rain shower for surface-mounted ceiling installation with light 300 x 240 mm - Chrome

IMO

28 042 980



Fits: IMO, LULU, MEM, CL.1, CYO

- rain shower 300 x 240mm
- PURE RAIN, max. flow rate 6.8 l/min (at 3 bar)
- PURIFY RAIN, max. flow rate 6 l/min (at 3 bar)
- Distance to ceiling from bottom edge of shower 40 mm
- with anti-scale system
- central LED Spot 3000 K
- Provided by customer: Light switch
- For simultaneous control of the jet types, we recommend the xTool thermostat module
- Not suitable for use in a steam room.

**Three-way diverter ensures that the product does not exceed the max. flow rate of 2.5 gpm at any setting. It does not permit the use of two functions simultaneously.**  
**Three-way diverter trim is sold separately**

**includes light bulbs with a Class F energy efficiency**

**Pre-assembly kit for three-way diverter included**

Three-way diverter ensures that the product does not exceed the max. flow rate of 2.5 gpm at any setting. It does not permit the use of two functions simultaneously.

Three-way diverter trim is sold separately

includes light bulbs with a Class F energy efficiency

Pre-assembly kit for three-way diverter included

	Chrome	28 042 980-00 0010
	Brushed Platinum	28 042 980-06 0010
	Platinum	28 042 980-08 0010
	Dark Chrome	28 042 980-19 0010
	Brushed Durabrass (23kt Gold)	28 042 980-28 0010
	Matte Black	28 042 980-33 0010
	Brushed Champagne (22kt Gold)	28 042 980-46 0010
	Champagne (22kt Gold)	28 042 980-47 0010
	Brushed Chrome	28 042 980-93 0010
	Brushed Dark Platinum	28 042 980-99 0010

### Required miscellaneous



**Concealed ceiling installation box for surface-mounted ceiling installation with light -** 35 042 970-90 0010

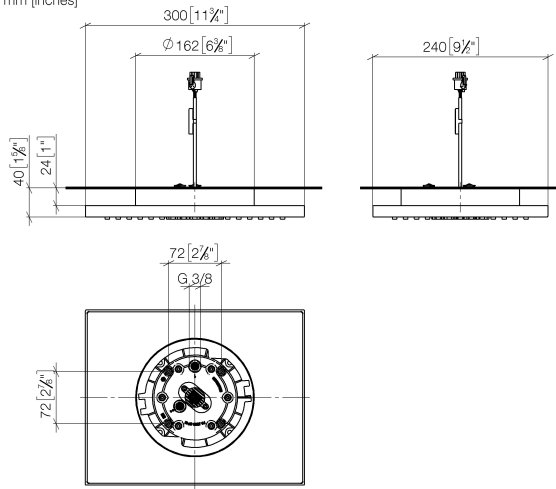
- max. recess depth 115 mm
- Provided by customer: Light switch
- min. recess depth 90 mm
- Pre-assembly kit for three-way diverter included

## Rain shower for surface-mounted ceiling installation with light 300 x 240 mm - Chrome

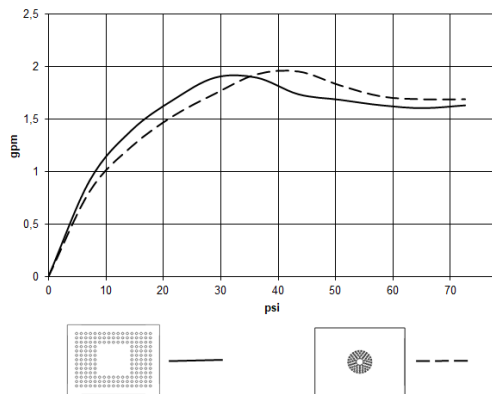
IMO

28 042 980

mm [inches]



### Flow rate chart



### Codes & Standards

California Energy  
Commission  
(CEC)

Water Sense





## Rain shower for surface-mounted ceiling installation with light 300 x 240 mm - Chrome

---

IMO

28 042 980

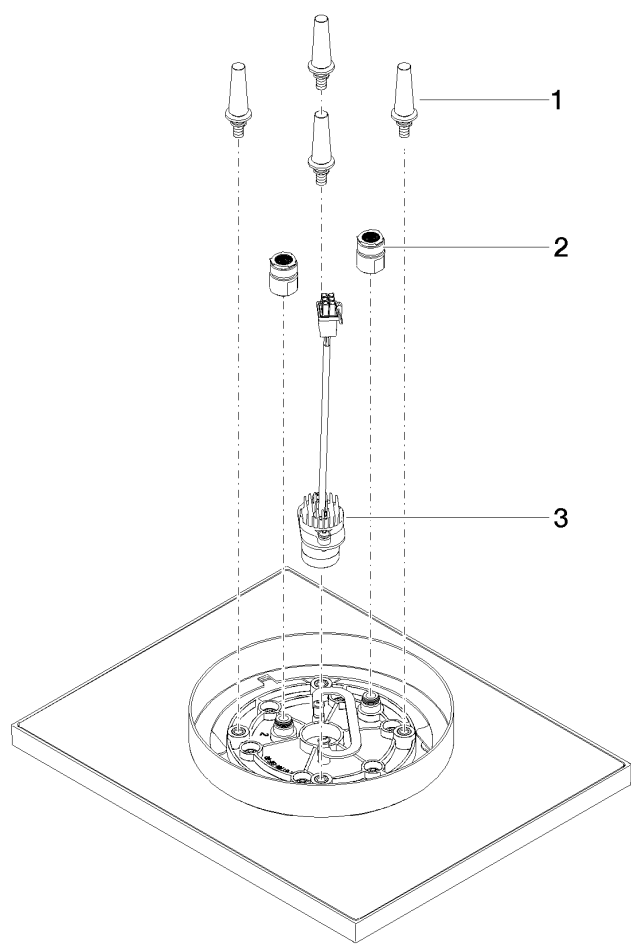
Certificates

---

IAPMO\_11777.

IAPMO\_4976 (7).

28 042 980



Spare parts list

No.	Item Number	Name	Quantity used	Delivery time
1	90 17 20 263 00 90	fixing set	1	2
2	90 24 03 309 02 90	connection	2	2
3	90 10 01 225 00 90	electronic accessories	1	2