

Rain shower for surface-mounted ceiling installation with light 300 x 240 mm - Champagne (22kt Gold)

28 042 980 Product version from 5/1/2022



- rain shower 300 x 240mm
- PURE RAIN, max. flow rate 6.8 l/min (at 3 bar)
- PURIFY RAIN, max. flow rate 6 l/min (at 3 bar)
- Distance to ceiling from bottom edge of shower 40 mm
- with anti-scale system

Ceiling module power supply

- 350mA (CC)

Spot lighting

- LED colour temperature approx. 3000 K
- Bulbs protected against splashing water
- Contains energy efficiency class bulbs
- Technology: LED, not dimmable
- Provided by customer: Light switch

Environment

- Not suitable for outdoor use.
- Not suitable for use in a steam room.
- Not suitable for use in chlorinated or salty environments.
- Comply with the protection zone regulations as defined in DIN VDE 0100, Part 701 (IEC 60364-7-701).

To meet the North American plumbing standards, this application must be installed with three-way diverter (rough included).

To meet the North American plumbing standards, this application must be installed with three-way diverter (rough included).

	Champagne (22kt Gold)	28 042 980-47 0010
	Chrome	28 042 980-00 0010
	Brushed Platinum	28 042 980-06 0010
	Platinum	28 042 980-08 0010
	Dark Chrome	28 042 980-19 0010
	Brushed Light Gold	28 042 980-27 0010
	Brushed Durabronze (23kt Gold)	28 042 980-28 0010
	Matte Black	28 042 980-33 0010
	Brushed Champagne (22kt Gold)	28 042 980-46 0010
	Brushed Chrome	28 042 980-93 0010
	Brushed Dark Platinum	28 042 980-99 0010

Required miscellaneous



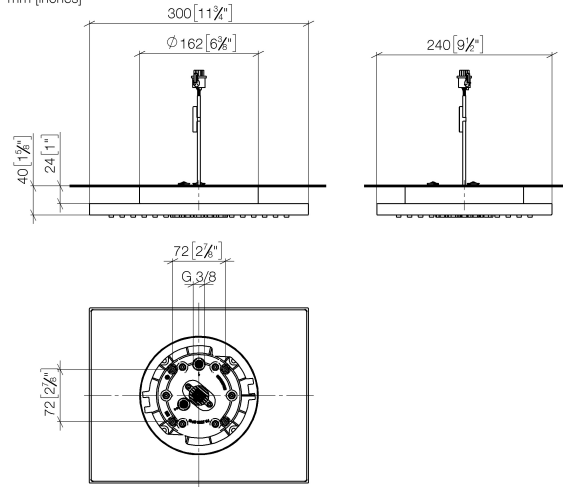
Concealed ceiling installation box for surface-mounted ceiling installation with light - 35 042 970-90 0010

- min. recess depth mm
- Pre-assembly kit for three-way diverter included
- max. recess depth mm
- Provided by customer: Light switch

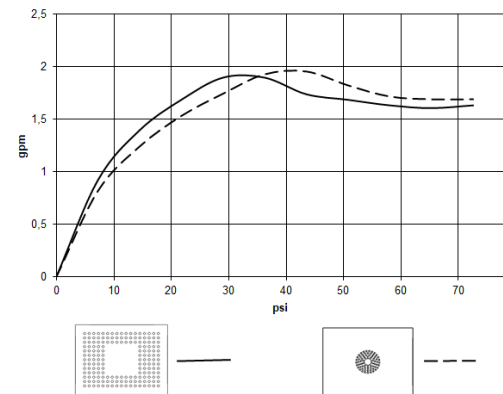


Rain shower for surface-mounted ceiling installation with light 300 x 240 mm - Champagne (22kt Gold)


28 042 980 Product version from 5/1/2022
mm [inches]



Flow rate chart



Codes & Standards

ASME A112.18.1	California Energy Commission (CEC)	cUPC	EPA WaterSense
Water Sense	WaterSense		



Rain shower for surface-mounted ceiling installation with light 300 x 240 mm - Champagne (22kt Gold)

28 042 980 Product version from 5/1/2022

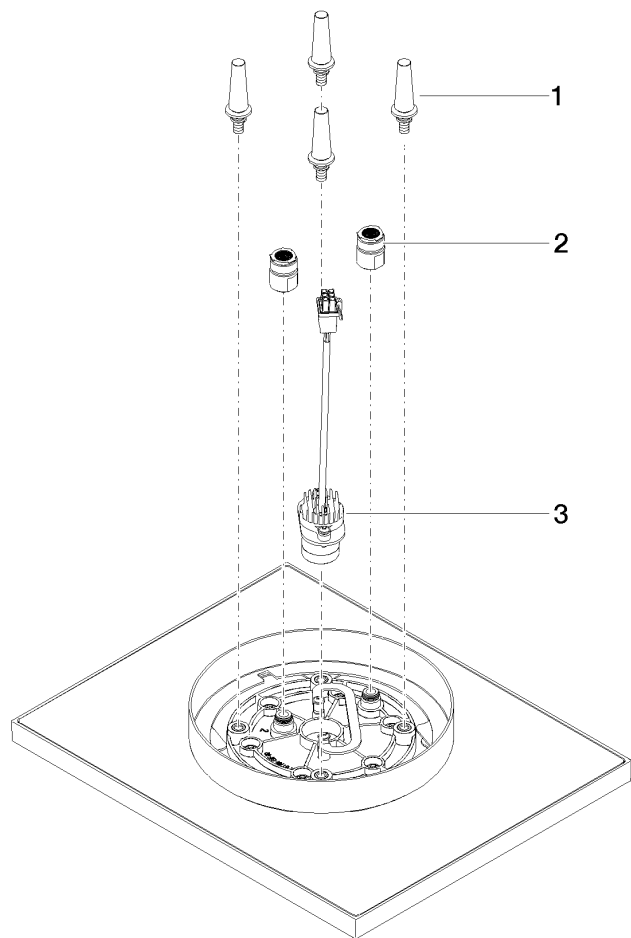
Certificates

IAPMO_11777

IAPMO_4976

Rain shower for surface-mounted ceiling installation with light 300 x 240 mm -
Champagne (22kt Gold)

28 042 980 Product version from 5/1/2022



Spare parts list

No.	Item Number	Name	Quantity used	Delivery time
1	90 17 20 263 00 90	fixing set	1	2
2	90 24 03 309 02 90	connection	2	2
3	90 10 01 225 00 90	electronic accessories	1	2