

Rain shower for recessed ceiling installation with light 300 x 240 mm - Chrome

28 044 980 Product version from 5/1/2022



- rain shower 300 x 240mm
- PURE RAIN, max. flow rate 6.8 l/min (at 3 bar)
- PURIFY RAIN, max. flow rate 6 l/min (at 3 bar)
- min. recess depth 137 mm
- with anti-scale system

Ceiling module power supply

- 12V DC (CV)

Spot lighting

- LED coloured light RGBW
- Bulbs protected against splashing water

Ambient lighting

- LED coloured light RGBW
- Bulbs protected against splashing water

Activation

- ZigBee Light Link RGBW controller
- Provided by customer: Zigbee gateway

Environment

- Not suitable for outdoor use.
- Not suitable for use in a steam room.
- Not suitable for use in chlorinated or salty environments.
- Comply with the protection zone regulations as defined in DIN VDE 0100, Part 701 (IEC 60364-7-701).
- Dornbracht recommends consulting a systems integrator.

To meet the North American plumbing standards, this application must be installed with three-way diverter (rough included). includes light bulbs with a Class G energy efficiency

Three-way diverter trim is sold separately

To meet the North American plumbing standards, this application must be installed with three-way diverter (rough included).

includes light bulbs with a Class G energy efficiency

Three-way diverter trim is sold separately

	Chrome	28 044 980-00 0010
	Brushed Platinum	28 044 980-06 0010
	Platinum	28 044 980-08 0010
	Dark Chrome	28 044 980-19 0010
	Brushed Light Gold	28 044 980-27 0010
	Brushed Durabrass (23kt Gold)	28 044 980-28 0010
	Matte Black	28 044 980-33 0010
	Brushed Champagne (22kt Gold)	28 044 980-46 0010
	Champagne (22kt Gold)	28 044 980-47 0010
	Brushed Chrome	28 044 980-93 0010
	Brushed Dark Platinum	28 044 980-99 0010

Required miscellaneous



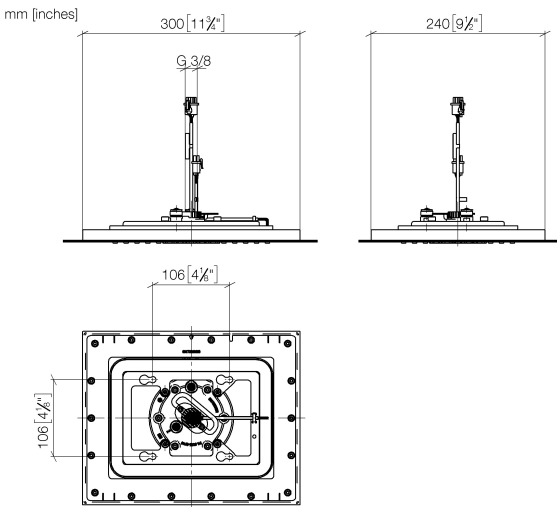
Concealed ceiling installation box for recessed ceiling installation with light - 35 044 970-90 0010

- To be provided by the customer. Zigbee Gateway!
- recess depth mm
- Pre-assembly kit for three-way diverter included

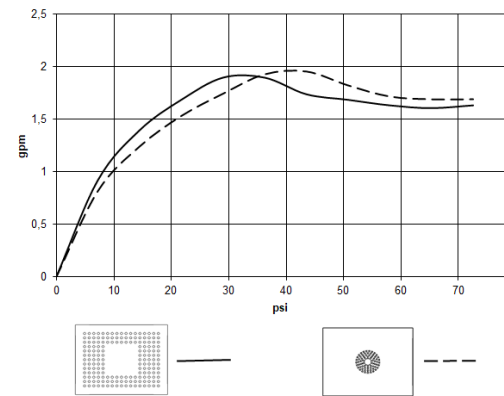


Rain shower for recessed ceiling installation with light 300 x 240 mm - Chrome

28 044 980 Product version from 5/1/2022



Flow rate chart



Codes & Standards

ASME A112.18.1	California Energy Commission (CEC)	cUPC	Water Sense
----------------	------------------------------------	------	-------------



Rain shower for recessed ceiling installation with light 300 x 240 mm - Chrome

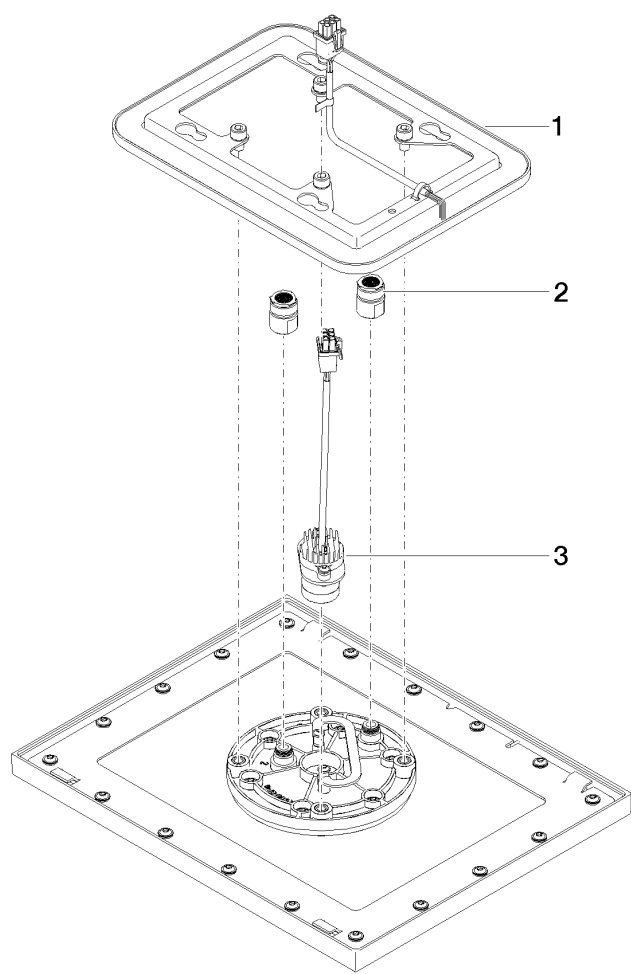
28 044 980 Product version from 5/1/2022

Certificates

IAPMO_4976

Rain shower for recessed ceiling installation with light 300 x 240 mm - Chrome

28 044 980 Product version from 5/1/2022



Spare parts list

No.	Item Number	Name	Quantity used	Delivery time
1	90 10 01 224 00 90	electronic accessories	1	2
2	90 24 03 309 02 90	connection	2	2
3	90 10 01 225 00 90	electronic accessories	1	2