
















## Wall elbow - Brushed Chrome

28 450 625 Product version from 7/6/2018



- 3/8" shower outlet
- rosette Ø 55 mm
- 1/2" connection
- WRAS

Intrinsic protection against back flow.

	Brushed Chrome	28 450 625-93
	Chrome	28 450 625-00
	brushed chrome	28 450 625-04
	Brushed Platinum	28 450 625-06
	Platinum	28 450 625-08
	Dark Chrome	28 450 625-19
	Light Gold	28 450 625-26
	Brushed Light Gold	28 450 625-27
	Brushed Durabronze (23kt Gold)	28 450 625-28
	Matte Black	28 450 625-33
	Brushed Bronze	28 450 625-42
	aluminium	28 450 625-45
	Brushed Champagne (22kt Gold)	28 450 625-46
	Champagne (22kt Gold)	28 450 625-47
	Brushed Dark Platinum	28 450 625-99

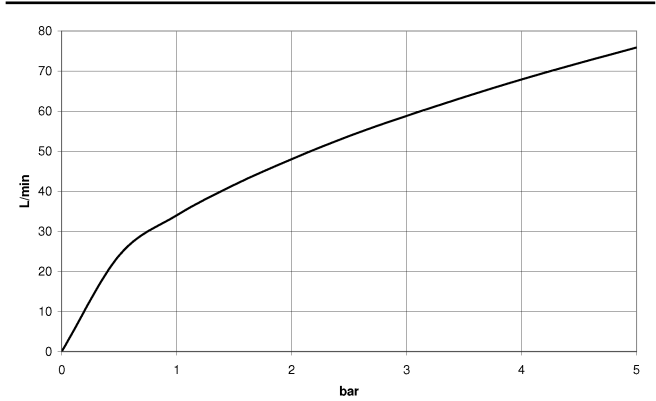
## Wall elbow - Brushed Chrome

28 450 625    Product version from 7/6/2018

mm [inches]



### Flow rate chart



### Codes & Standards

ASME A112.18.1	ASME A112.18.1/CSA B125.1	cUPC	EN 1717
Scottish Water Byelaws	UK Water Supply Regulations	XP P 41-280	



## Wall elbow - Brushed Chrome

---

28 450 625 Product version from 7/6/2018

### Certificates

---

Belgaqua\_21-381-2 ACS\_20 ACC LY IAPMO\_4976 WRAS\_240702

## Wall elbow - Brushed Chrome

28 450 625    Product version from 7/6/2018

Parts for other  
finishes can be found  
here: [Chrome](#)



### Spare parts list

No.	Item Number	Name	Quantity used	Delivery time
1	90 14 10 026 00 90	seal	1	2
2	09 27 22 503-93	rosette	1	20
3	09 16 01 014 90	ring	1	2
4	90 23 01 141 00 90	back-flow preventer	2	2
5	09 11 03 036-93	connection	1	20
6	90 21 02 069 00-93	cover	1	-

Spare part can no longer be ordered, please order the replacement item