

Shower head - Brushed Bronze

28 504 979 Product version from 10/1/2023



- 180-210mm projection
- ball-joint pivotable through 30°
- PURIFY RAIN, max. flow rate 6.8 l/min (at 3 bar)
- with anti-scale system
- spray head Ø 100mm
- rosette Ø 55 mm
- 1/2" connection
- This product reduces water consumption by 28% (compared to requirements of EPAct '92)
- This product can help a building meet the requirements of Green Building Rating Systems, e.g. LEED®, BREEAM®, DGNB

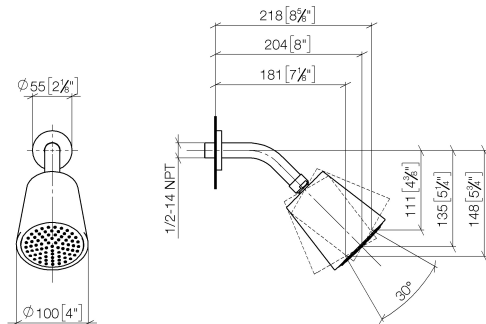
	Brushed Bronze	28 504 979-42 0010
	Chrome	28 504 979-00 0010
	Brushed Platinum	28 504 979-06 0010
	Platinum	28 504 979-08 0010
	Dark Chrome	28 504 979-19 0010
	Light Gold	28 504 979-26 0010
	Brushed Light Gold	28 504 979-27 0010
	Brushed Durabrass (23kt Gold)	28 504 979-28 0010
	Matte Black	28 504 979-33 0010
	Brushed Champagne (22kt Gold)	28 504 979-46 0010
	Champagne (22kt Gold)	28 504 979-47 0010
	Brushed Chrome	28 504 979-93 0010
	Brushed Dark Platinum	28 504 979-99 0010



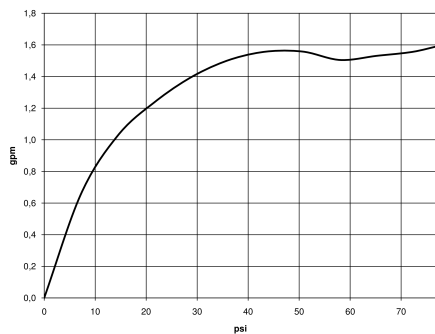
Shower head - Brushed Bronze

28 504 979 Product version from 10/1/2023

mm [inches]



Flow rate chart



Codes & Standards

ASME A112.18.1	ASME A112.18.1/CSA B125.1	California Energy Commission (CEC)	cUPC
----------------	---------------------------------	--	------



Shower head - Brushed Bronze

28 504 979 Product version from 10/1/2023

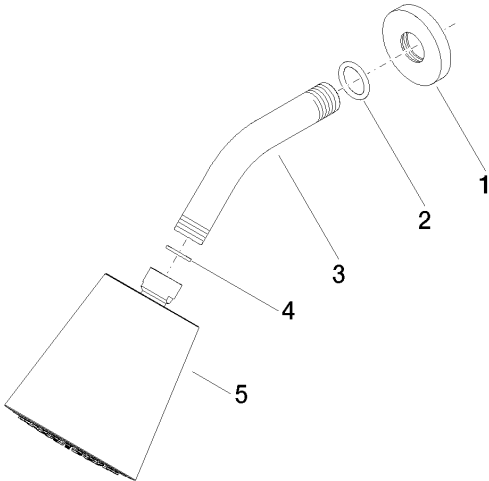
Certificates

IAPMO_4976

Shower head - Brushed Bronze

28 504 979 Product version from 10/1/2023

Parts for other
finishes can be found
here: [Chrome](#)



Spare parts list

No.	Item Number	Name	Quantity used	Delivery time
1	09 27 22 503-42	rosette	1	60
2	90 14 10 026 00 90	seal	1	2
3	09 11 03 011-42	connection	1	60
4	90 14 20 002 00 90	seal	1	2
5	90 12 05 054 01-42	shower	1	30