

Shower head - Brushed Champagne (22kt Gold)

SERIES SPECIFIC















28 504 979 Product version from 10/1/2023



- spray head Ø 100mm
- PURIFY RAIN, max. flow rate 6.8 l/min (at 3 bar)
- Function from: l/min
- with anti-scale system

Technical data:

- 180-210mm projection
- ball-joint pivotable through 30°
- rosette Ø 55 mm
- 1/2" connection

| | | |
|---|--------------------------------|--------------------|
|  | Brushed Champagne (22kt Gold) | 28 504 979-46 0010 |
|  | Chrome | 28 504 979-00 0010 |
|  | Brushed Platinum | 28 504 979-06 0010 |
|  | Platinum | 28 504 979-08 0010 |
|  | Dark Chrome | 28 504 979-19 0010 |
|  | Light Gold | 28 504 979-26 0010 |
|  | Brushed Light Gold | 28 504 979-27 0010 |
|  | Brushed Durabronze (23kt Gold) | 28 504 979-28 0010 |
|  | Matte Black | 28 504 979-33 0010 |
|  | Brushed Dark Brass | 28 504 979-39 0010 |
|  | Brushed Bronze | 28 504 979-42 0010 |
|  | Champagne (22kt Gold) | 28 504 979-47 0010 |
|  | Brushed Chrome | 28 504 979-93 0010 |
|  | Brushed Dark Platinum | 28 504 979-99 0010 |

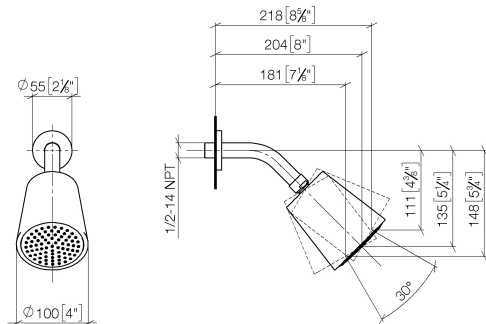


Shower head - Brushed Champagne (22kt Gold)

SERIES SPECIFIC

28 504 979 Product version from 10/1/2023

mm [inches]



Codes & Standards

| | | | |
|----------------|------------------------------------|------|----------------|
| ASME A112.18.1 | California Energy Commission (CEC) | cUPC | EPA WaterSense |
|----------------|------------------------------------|------|----------------|

WaterSense



Certificates and sustainability

| | |
|------------|-------------|
| IAPMO_4976 | IAPMO_11777 |
|------------|-------------|

Parts for other
finishes can be found
here: [Chrome](#)



Spare parts list

| No. | Item Number | Name | Quantity used | Delivery time |
|-----|--------------------|------------|---------------|---------------|
| 3 | 09 11 03 011-46 | connection | 1.00 | 30 |
| 5 | 90 12 05 054 01-46 | shower | 1.00 | 30 |
| 4 | 90 14 20 002 00 90 | seal | 1.00 | 2 |
| 2 | 90 14 10 026 00 90 | seal | 1.00 | 2 |
| 1 | 09 27 22 503-46 | rosette | 1.00 | 30 |