

Shower head - Brushed Dark Platinum

TARA

28 504 979



Fits: TARA, LISSÉ, VAIA, META

- 180-210mm projection
- ball-joint pivotable through 30°
- PURIFY RAIN, max. flow rate 6.8 l/min (at 3 bar)
- with anti-scale system
- spray head Ø 100mm
- rosette Ø 55 mm
- 1/2" connection
- This product reduces water consumption by % (compared to requirements of EPAct '92)
- This product can help a building meet the requirements of Green Building Rating Systems, e.g. LEED®, BREEAM®, DGNB

	Brushed Dark Platinum	28 504 979-99 0010
	Chrome	28 504 979-00 0010
	Brushed Platinum	28 504 979-06 0010
	Platinum	28 504 979-08 0010
	Dark Chrome	28 504 979-19 0010
	Light Gold	28 504 979-26 0010
	Brushed Light Gold	28 504 979-27 0010
	Brushed Durabrass (23kt Gold)	28 504 979-28 0010
	Matte Black	28 504 979-33 0010
	Brushed Bronze	28 504 979-42 0010
	Brushed Champagne (22kt Gold)	28 504 979-46 0010
	Champagne (22kt Gold)	28 504 979-47 0010
	Brushed Chrome	28 504 979-93 0010

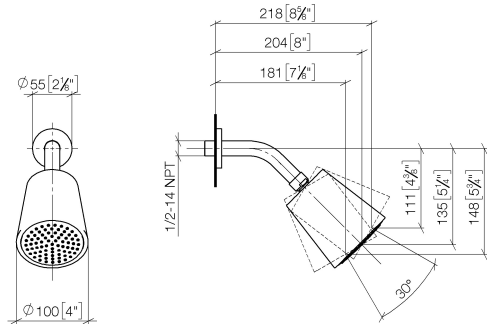


Shower head - Brushed Dark Platinum

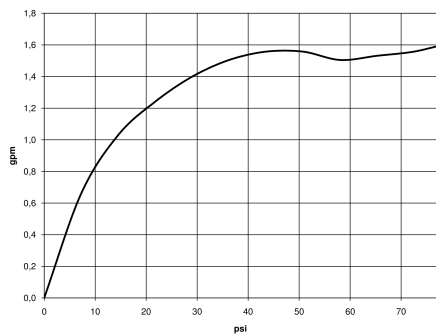
TARA

28 504 979

mm [inches]



Flow rate chart



Codes & Standards

ASME A112.18.1

ASME
A112.18.1/CSA
B125.1

California Energy
Commission
(CEC)

cUPC

EPA WaterSense

Water Sense

WaterSense





Shower head - Brushed Dark Platinum

TARA

28 504 979

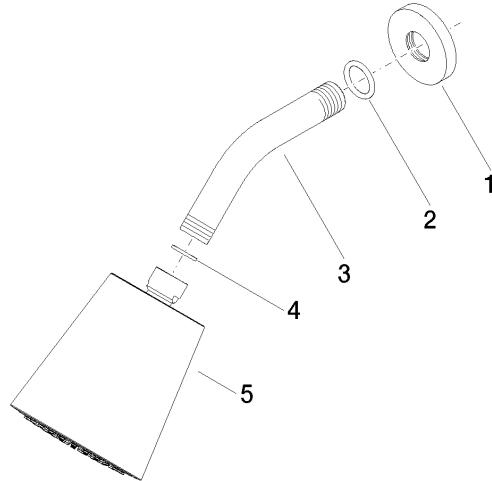
Certificates

IAPMO_4976

IAPMO_11

Product version from 10/1/2023

Parts for other
finishes can be found
here: [Chrome](#)





Shower head - Brushed Dark Platinum

TARA

28 504 979

Spare parts list

Product version from 10/1/2023

No.	Item Number	Name	Quantity used	Delivery time
	09 27 22 003-99	rosette	5	30