

Shower head - Brushed Platinum

SERIES SPECIFIC









28 505 979 Product version from 10/1/2023



- spray head Ø 100mm
- Three or five settings: COMPACT RAIN, COMPACT SOFT FLOW, COMPACT AQUAPRESSURE FLOW, max. flow rate 6.8 l/min (at 3 bar)
- Function from: 6 l/min
- with anti-scale system

Technical data:

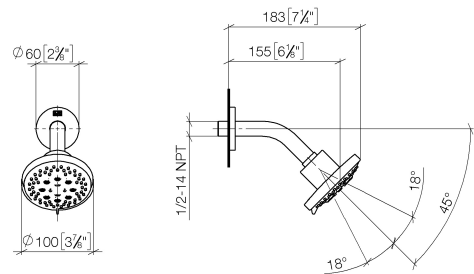
- 155mm projection
- ball-joint pivotable through 18° (in any direction)
- rosette Ø 60 mm
- 1/2" connection
- WRAS

	Brushed Platinum	28 505 979-06 0010
	Chrome	28 505 979-00 0010
	Platinum	28 505 979-08 0010
	Dark Chrome	28 505 979-19 0010
	Light Gold	28 505 979-26 0010
	Brushed Light Gold	28 505 979-27 0010
	Brushed Durabronze (23kt Gold)	28 505 979-28 0010
	Matte Black	28 505 979-33 0010
	Brushed Dark Brass	28 505 979-39 0010
	Brushed Bronze	28 505 979-42 0010
	Brushed Champagne (22kt Gold)	28 505 979-46 0010
	Champagne (22kt Gold)	28 505 979-47 0010
	Brushed Chrome	28 505 979-93 0010
	Brushed Dark Platinum	28 505 979-99 0010


28 505 979

Product version from 10/1/2023

mm [inches]



Codes & Standards

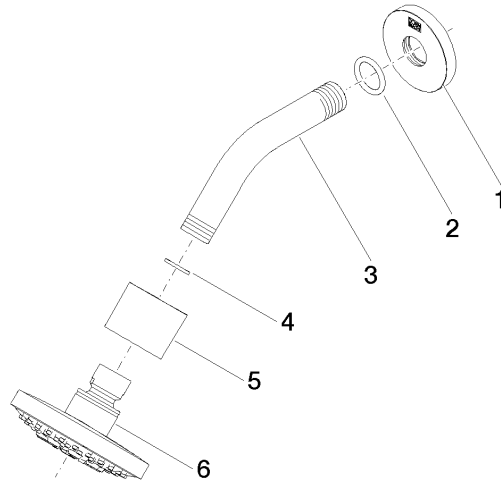
ASME A112.18.1	California Energy Commission (CEC)	cUPC	EPA WaterSense
WaterSense			

Certificates and sustainability

IAPMO_4976	IAPMO_11777
------------	-------------

28 505 979 Product version from 10/1/2023

Parts for other
finishes can be found
here: [Chrome](#)



Spare parts list

No.	Item Number	Name	Quantity used	Delivery time
1	09 27 22 045-06	rosette	1.00	10
5	09 11 01 191-06	cover	1.00	10
6	90 12 05 055 01-06	shower	1.00	10
3	09 11 03 011-06	connection	1.00	10
4	90 14 20 002 00 90	seal	1.00	2
2	90 14 10 026 00 90	seal	1.00	2