







## MADISON Shower head FlowReduce - Chrome

28 508 360



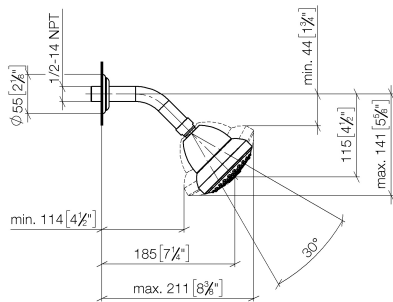
- 200mm projection
- ball-joint pivotable through 30°
- Three settings: COMPACT RAIN, COMPACT SOFT FLOW, COMPACT AQUAPRESSURE FLOW, max. flow rate 7.6 l/min (at 3 bar)
- with anti-scale system
- spray head Ø 94mm
- rosette Ø 55 mm
- 1/2" connection
- This product reduces water consumption by 20% (compared to requirements of EPAct '92)
- This product can contribute to Water Use Reduction in LEED® Green Building Rating
- This product can help a building meet the requirements of Green Building Rating Systems, e.g. LEED®, BREEAM®, DGNB

	Chrome	28 508 360-00 0010
	Brushed Platinum	28 508 360-06 0010
	Platinum	28 508 360-08 0010
	Durabrand (23kt Gold)	28 508 360-09 0010
	Brushed Durabrand (23kt Gold)	28 508 360-28 0010
	Brushed Dark Platinum	28 508 360-99 0010

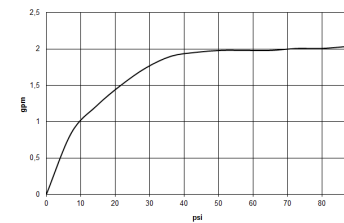
MADISON Shower head FlowReduce - Chrome

28 508 360

mm [inches]



Flow rate chart



Codes & Standards

DIN 4109

ISO 3822

Ü-Zeichen



## MADISON Shower head FlowReduce - Chrome

---

28 508 360

Certificates

---

LGA\_38

# MADISON Shower head FlowReduce - Chrome

28 508 360

Parts for other  
finishes can be found  
here: Brushed  
Platinum



## Spare parts list

No.	Item Number	Name	Quantity used	Delivery time
1	09 27 35 003-00	rosette	1	10
2	90 14 10 026 00 90	seal	1	2
3	09 11 03 011-00	connection	1	10
4	04 12 11 120 01-00	shower	1	10