

Shower head FlowReduce - Brushed Light Gold

28 508 979 Product version from 5/15/2020



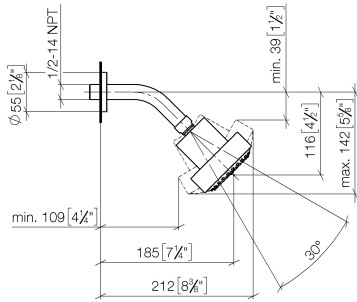
- 200mm projection
- ball-joint pivotable through 30°
- Three settings: COMPACT RAIN, COMPACT SOFT FLOW, COMPACT AQUAPRESSURE FLOW, max. flow rate 6.8 l/min (at 3 bar)
- with anti-scale system
- spray head Ø 92mm
- rosette Ø 55 mm
- 1/2" connection
- This product reduces water consumption by 28% (compared to requirements of EPAct '92)
- This product can contribute to Water Use Reduction in LEED® Green Building Rating
- This product can help a building meet the requirements of Green Building Rating Systems, e.g. LEED®, BREEAM®, DGNB

	Brushed Light Gold	28 508 979-27 0010
	Chrome	28 508 979-00 0010
	Brushed Platinum	28 508 979-06 0010
	Platinum	28 508 979-08 0010
	Dark Chrome	28 508 979-19 0010
	Light Gold	28 508 979-26 0010
	Brushed Durabronze (23kt Gold)	28 508 979-28 0010
	Matte Black	28 508 979-33 0010
	Brushed Bronze	28 508 979-42 0010
	Brushed Champagne (22kt Gold)	28 508 979-46 0010
	Champagne (22kt Gold)	28 508 979-47 0010
	Brushed Chrome	28 508 979-93 0010
	Brushed Dark Platinum	28 508 979-99 0010

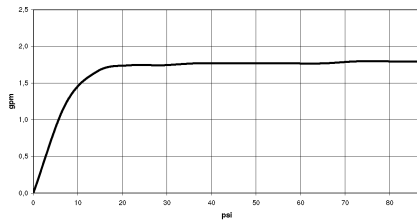
Shower head FlowReduce - Brushed Light Gold

28 508 979 Product version from 5/15/2020

mm [inches]



Flow rate chart



Codes & Standards

ASME
A112.18.1/CSA
B125.1

Ü-Zeichen

California Energy
Commission
(CEC)

DIN 4109

ISO 3822



Shower head FlowReduce - Brushed Light Gold

28 508 979 Product version from 5/15/2020

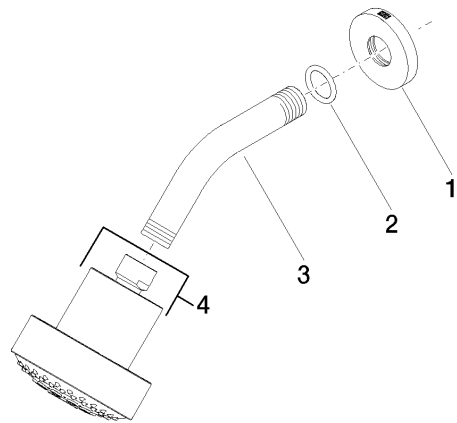
Certificates

LGA_38

Shower head FlowReduce - Brushed Light Gold

28 508 979 Product version from 5/15/2020

Parts for other
finishes can be found
here: [Chrome](#)



Spare parts list

No.	Item Number	Name	Quantity used	Delivery time
1	09 27 22 019-27	rosette	1	60
2	90 14 10 026 00 90	seal	1	2
3	09 11 03 011-27	connection	1	60
4	04 12 11 110 30-27	shower	1	-

Spare part can no longer be ordered, please order the replacement item