

Shower head FlowReduce - Brushed Chrome

TARA

28 508 979



Fits: TARA, LISSÉ, VAIA, META

- 200mm projection
- ball-joint pivotable through 30°
- Three settings: PURIFY RAIN, COMPACT SOFT FLOW, COMPACT AQUAPRESSURE FLOW, max. flow rate 6.8 l/min (at 3 bar)
- with anti-scale system
- spray head Ø 92mm
- rosette Ø 55 mm
- 1/2" connection
- This product reduces water consumption by % (compared to requirements of EPAct '92)
- This product can contribute to Water Use Reduction in LEED® Green Building Rating
- This product can help a building meet the requirements of Green Building Rating Systems, e.g. LEED®, BREEAM®, DGNB

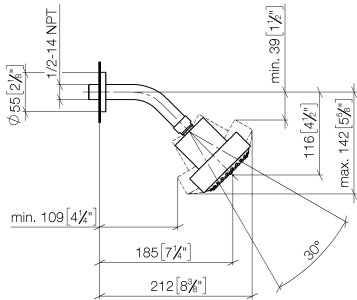
	Brushed Chrome	28 508 979-93 0010
	Chrome	28 508 979-00 0010
	Brushed Platinum	28 508 979-06 0010
	Platinum	28 508 979-08 0010
	Dark Chrome	28 508 979-19 0010
	Light Gold	28 508 979-26 0010
	Brushed Light Gold	28 508 979-27 0010
	Brushed Durabronze (23kt Gold)	28 508 979-28 0010
	Matte Black	28 508 979-33 0010
	Brushed Bronze	28 508 979-42 0010
	Brushed Champagne (22kt Gold)	28 508 979-46 0010
	Champagne (22kt Gold)	28 508 979-47 0010
	Brushed Dark Platinum	28 508 979-99 0010

Shower head FlowReduce - Brushed Chrome

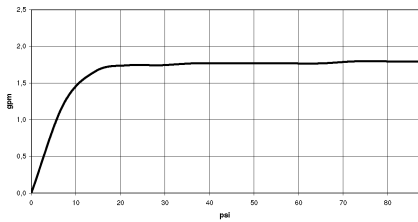
TARA

28 508 979


mm [inches]



Flow rate chart



Codes & Standards

ASME A112.18.1	ASME A112.18.1/CSA B125.1	California Energy Commission (CEC)	cUPC
DIN 4109	EPA WaterSense	ISO 3822	Ü-Zeichen
Water Sense	WaterSense		



Shower head FlowReduce - Brushed Chrome

TARA

28 508 979

Certificates

IAPMO_4976

IAPMO_11

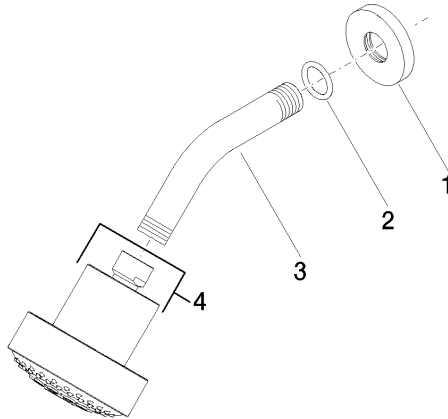
LGA_38

28 508 979

Product version up to 5/15/2020

Product version from 5/15/2020

Parts for other
finishes can be found
here: [Chrome](#)





Shower head FlowReduce - Brushed Chrome

TARA

28 508 979

Spare parts list

Product version up to 5/15/2020

Product version from 5/15/2020

No.	Item Number	Name	Quantity used	Delivery time
	09 27 22 003-93	rosette	4	20