


MADISON Rain shower with wall fixing 200 mm - Brushed Durabrass (23kt Gold)

<div> <div>28 545 977</div> <div>Product version from 12/5/2019</div> </div> <div>  </div>	<ul style="list-style-type: none"> <li>• 435mm projection</li> <li>• Rain shower: PURE RAIN, max. flow rate 6.8 l/min (at 3 bar)</li> <li>• with anti-scale system</li> <li>• rain shower Ø 200 mm</li> <li>• rosette Ø 55 mm</li> <li>• 1/2" connection</li> <li>• This product reduces water consumption by 28% (compared to requirements of EPAct '92)</li> <li>• This product can help a building meet the requirements of Green Building Rating Systems, e.g. LEED®, BREEAM®, DGNB</li> </ul>		<div> <div></div> <div>Brushed Durabrass (23kt Gold)</div> </div> <div>28 545 977-28 0010</div>
			<div> <div></div> <div>Chrome</div> </div> <div>28 545 977-00 0010</div>
			<div> <div></div> <div>Brushed Platinum</div> </div> <div>28 545 977-06 0010</div>
			<div> <div></div> <div>Platinum</div> </div> <div>28 545 977-08 0010</div>
			<div> <div></div> <div>Durabrass (23kt Gold)</div> </div> <div>28 545 977-09 0010</div>
			<div> <div></div> <div>Brushed Dark Platinum</div> </div> <div>28 545 977-99 0010</div>

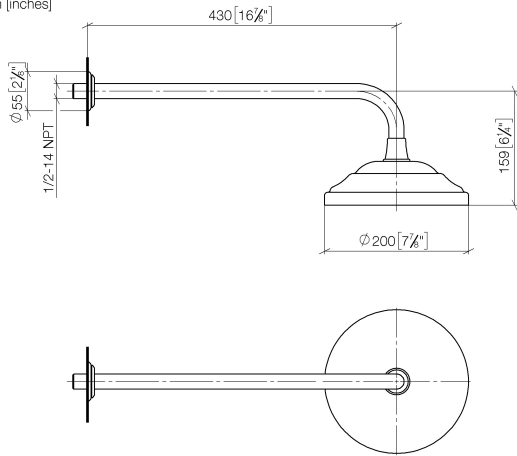
Required miscellaneous

<div> <div></div> </div>	<b>Concealed wall elbow -</b>	35 085 970-90
	•max. recess depth mm	0010
	•min. recess depth mm	

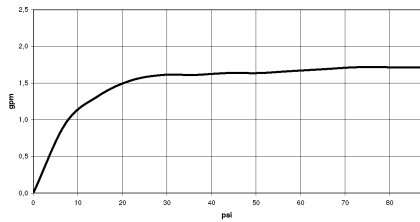


MADISON Rain shower with wall fixing 200 mm - Brushed Durabronss (23kt Gold)

28 545 977 Product version from 12/5/2019  
mm [inches]



Flow rate chart

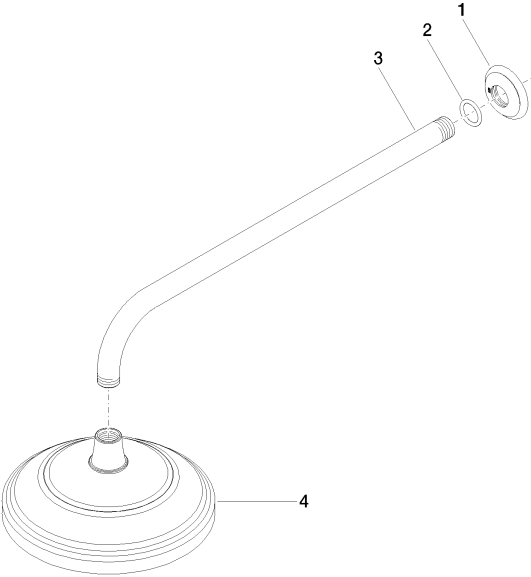


Codes & Standards

ASME	California Energy
A112.18.1/CSA	Commission
B125.1	(CEC)

MADISON Rain shower with wall fixing 200 mm - Brushed Durabronz (23kt Gold)

28 545 977
Product version from 12/5/2019



Spare parts list

No.	Item Number	Name	Quantity used	Delivery time
1	09 27 35 003-28	rosette	1	60
2	90 14 10 026 00 90	seal	1	2
3	09 11 03 017-28	connection	1	60
4	04 12 05 038 30-28	shower	1	20