

MADISON Rain shower with wall fixing 200 mm - Brushed Dark Platinum


28 545 977 Product version from 12/5/2019




- 435mm projection
- Rain shower: PURE RAIN, max. flow rate 6.8 l/min (at 3 bar)
- with anti-scale system
- rain shower Ø 200 mm
- rosette Ø 55 mm
- 1/2" connection
- This product reduces water consumption by 28% (compared to requirements of EPAct '92)
- This product can help a building meet the requirements of Green Building Rating Systems, e.g. LEED®, BREEAM®, DGNB

	Brushed Dark Platinum	28 545 977-99 0010
	Chrome	28 545 977-00 0010
	Brushed Platinum	28 545 977-06 0010
	Platinum	28 545 977-08 0010
	Durabrass (23kt Gold)	28 545 977-09 0010
	Brushed Durabrass (23kt Gold)	28 545 977-28 0010

Required miscellaneous

	Concealed wall elbow - •max. recess depth mm •min. recess depth mm	35 085 970-90 0010
---	---	--------------------

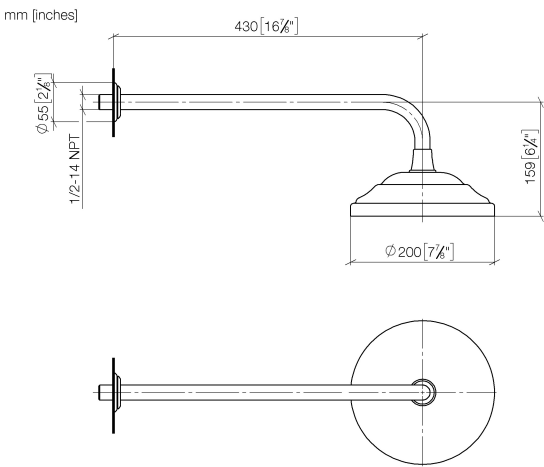
Required miscellaneous

	Concealed wall elbow - •max. recess depth mm •min. recess depth mm	35 085 970-90 0010
---	---	--------------------

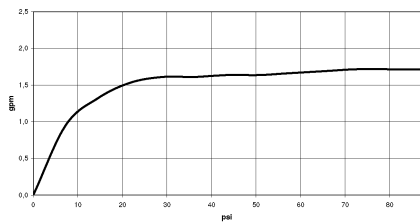


MADISON Rain shower with wall fixing 200 mm - Brushed Dark Platinum

28 545 977 Product version from 12/5/2019



Flow rate chart



Codes & Standards

ASME A112.18.1	ASME A112.18.1/CSA B125.1	California Energy Commission (CEC)	cUPC
Water Sense			



MADISON Rain shower with wall fixing 200 mm - Brushed Dark Platinum

28 545 977 Product version from 12/5/2019

Certificates

IAPMO_4976

MADISON Rain shower with wall fixing 200 mm - Brushed Dark Platinum

28 545 977 Product version from 12/5/2019



Spare parts list

No.	Item Number	Name	Quantity used	Delivery time
1	09 27 35 003-99	rosette	1	20
2	90 14 10 026 00 90	seal	1	2
3	09 11 03 017-99	connection	1	20
4	04 12 05 038 30-99	shower	1	20