







MADISON Rain shower with ceiling fixing 200 mm - Platinum


28 565 977 Product version from 12/5/2019



- rain shower Ø 200 mm
- PURE RAIN, max. flow rate 6.8 l/min (at 3 bar)
- distance between ceiling and lower edge of the shower 185mm
- rosette Ø 55 mm
- 1/2" connection
- with anti-scale system
- This product reduces water consumption by 28% (compared to requirements of EPAct '92)
- This product can help a building meet the requirements of Green Building Rating Systems, e.g. LEED®, BREEAM®, DGNB

	Platinum	28 565 977-08 0010
	Chrome	28 565 977-00 0010
	Brushed Platinum	28 565 977-06 0010
	Durabrand (23kt Gold)	28 565 977-09 0010
	Brushed Durabrand (23kt Gold)	28 565 977-28 0010
	Brushed Dark Platinum	28 565 977-99 0010

Required miscellaneous

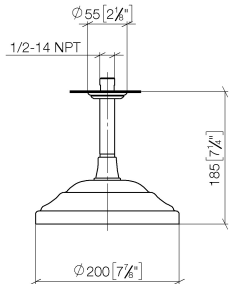
	Concealed wall elbow -	35 085 970-90
	•max. recess depth mm	0010
	•min. recess depth mm	



MADISON Rain shower with ceiling fixing 200 mm - Platinum

28 565 977 Product version from 12/5/2019


mm [inches]



Flow rate chart



Codes & Standards

ASME A112.18.1	ASME A112.18.1/CSA B125.1	California Energy Commission (CEC)	cUPC
EPA WaterSense	Water Sense	WaterSense	



MADISON Rain shower with ceiling fixing 200 mm - Platinum

28 565 977 Product version from 12/5/2019

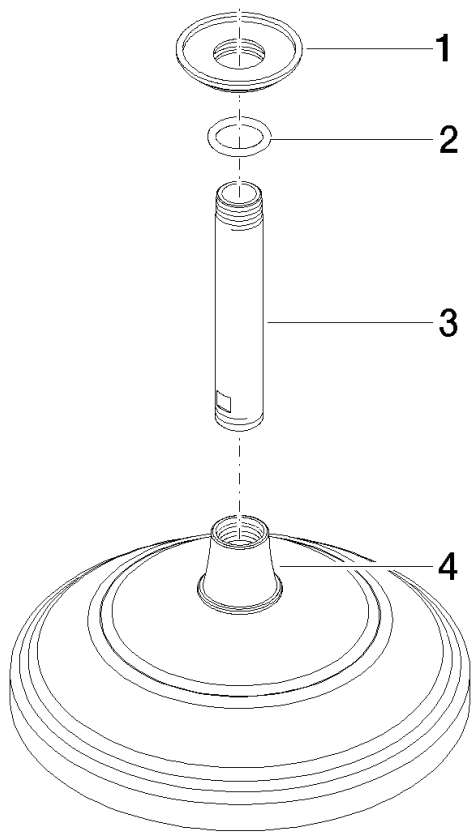
Certificates

IAPMO_4976

IAPMO_11777

MADISON Rain shower with ceiling fixing 200 mm - Platinum

28 565 977 Product version from 12/5/2019



Spare parts list

No.	Item Number	Name	Quantity used	Delivery time
1	09 27 35 003-08	rosette	1	40
2	90 14 10 026 00 90	seal	1	2
3	09 11 03 018-08	connection	1	40
4	04 12 05 038 30-08	shower	1	40