

Rain shower with wall fixing 220 mm - Brushed Champagne (22kt Gold)

IMO

28 649 670



Fits: IMO, CYO

- 450mm projection
- PURE RAIN, max. flow rate 6.8 l/min (at 3 bar)
- Function from: 6 l/min
- with anti-scale system
- rain shower Ø 220 mm
- rosette 65 x 65 mm
- 1/2" connection
- quick clearing
- This product reduces water consumption by % (compared to requirements of EPAct '92)
- This product can contribute to Water Use Reduction in LEED® Green Building Rating
- This product can help a building meet the requirements of Green Building Rating Systems, e.g. LEED®, BREEAM®, DGNB

	Brushed Champagne (22kt Gold)	28 649 670-46 0010
	Chrome	28 649 670-00 0010
	Brushed Platinum	28 649 670-06 0010
	Platinum	28 649 670-08 0010
	Dark Chrome	28 649 670-19 0010
	Brushed Light Gold	28 649 670-27 0010
	Brushed Durabrass (23kt Gold)	28 649 670-28 0010
	Matte Black	28 649 670-33 0010
	Champagne (22kt Gold)	28 649 670-47 0010
	Brushed Chrome	28 649 670-93 0010
	Brushed Dark Platinum	28 649 670-99 0010

Required miscellaneous

Concealed wall elbow -

35 085 970-90
0010

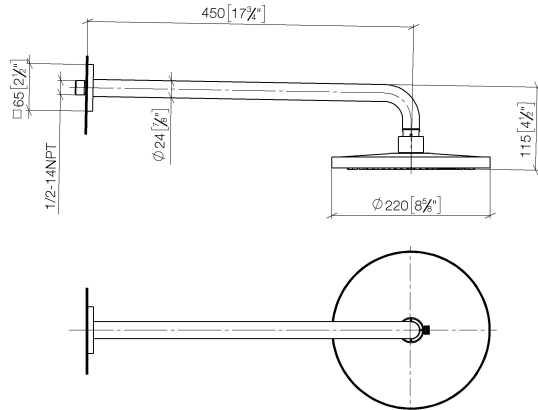


Rain shower with wall fixing 220 mm - Brushed Champagne (22kt Gold)

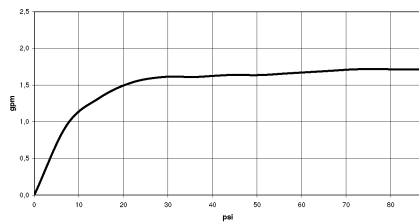
IMO

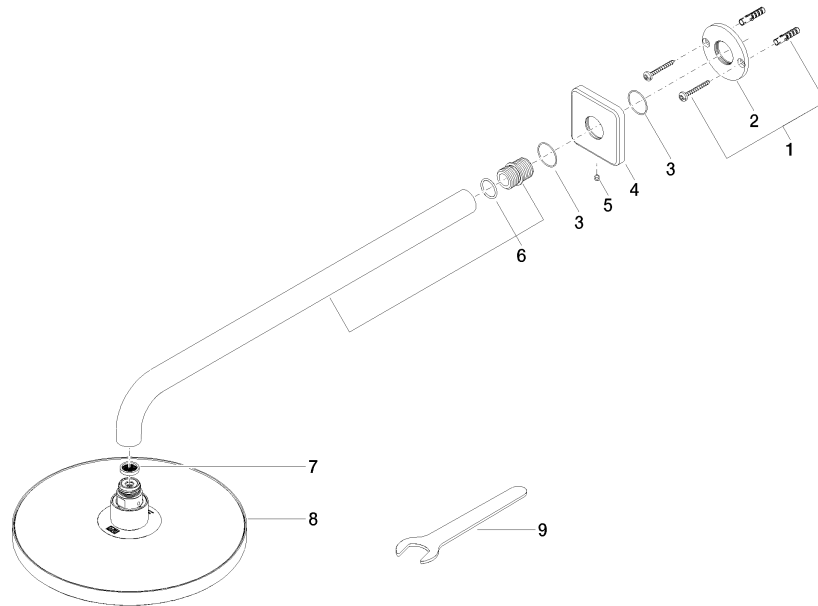
28 649 670

mm [inches]



Flow rate chart







Rain shower with wall fixing 220 mm - Brushed Champagne (22kt Gold)

IMO

28 649 670

Spare parts list