


Rain shower with wall fixing 300 mm - Brushed Champagne (22kt Gold)

IMO

28 679 670



Fits: IMO, CYO

- 450mm projection
- PURE RAIN, max. flow rate 6.8 l/min (at 3 bar)
- Function from: 6.5 l/min
- with anti-scale system
- rain shower Ø 300 mm
- rosette 65 x 65 mm
- 1/2" connection
- quick clearing
- This product reduces water consumption by % (compared to requirements of EPAct '92)
- This product can contribute to Water Use Reduction in LEED® Green Building Rating
- This product can help a building meet the requirements of Green Building Rating Systems, e.g. LEED®, BREEAM®, DGNB

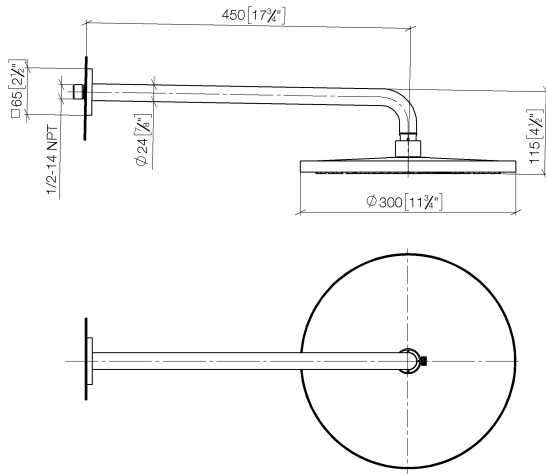
	Brushed Champagne (22kt Gold)	28 679 670-46 0010
	Chrome	28 679 670-00 0010
	Brushed Platinum	28 679 670-06 0010
	Platinum	28 679 670-08 0010
	Dark Chrome	28 679 670-19 0010
	Brushed Light Gold	28 679 670-27 0010
	Brushed Durabrass (23kt Gold)	28 679 670-28 0010
	Matte Black	28 679 670-33 0010
	Champagne (22kt Gold)	28 679 670-47 0010
	Brushed Chrome	28 679 670-93 0010
	Brushed Dark Platinum	28 679 670-99 0010

Rain shower with wall fixing 300 mm - Brushed Champagne (22kt Gold)

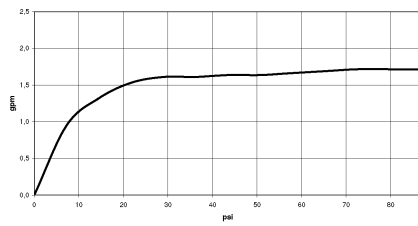
IMO

28 679 670

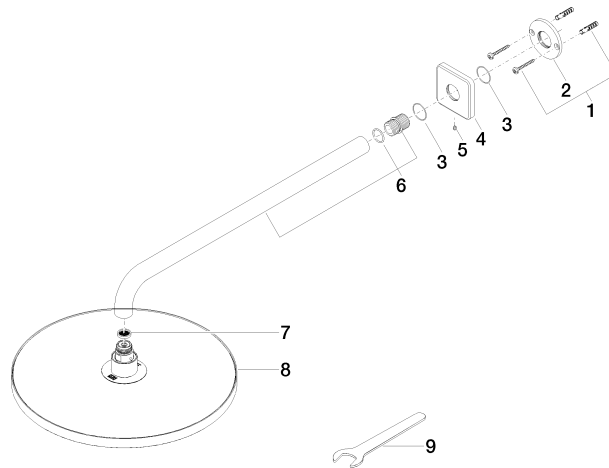
mm [inches]



Flow rate chart



Parts for other
finishes can be found
here: [Chrome](#)





Rain shower with wall fixing 300 mm - Brushed Champagne (22kt Gold)

IMO

28 679 670

Spare parts list