

VAIA Single-lever mixer Pull-down with spray function - Matte Black

VAIA

33 870 809    Product version from 7/1/2023




- 240mm projection
- pivotable spout 360°
- Optional swivel limiter available with swivel limiter set 12 823 970 90
- air-enriched flow and spray flow
- height of mixer 416 mm
- height up to laminar flow regulator 228 mm
- hole diameter 35 mm
- 2 x pressure hose with 3/8" cap nut
- 1800 mm metal shower hose
- sprayface with anti-scaling system
- max. flow 5.7 l/min at 3 bar flow pressure
- lead-free
- Flow modes can be changed while the water is running
- This product can help a building meet the requirements of Green Building Rating Systems, e.g. LEED®, BREEAM®, DGNB

Intrinsic protection against back flow.

Switch back and forth between aerator and spray mode while water is running.

	Matte Black	33 870 809-33 0010
	Chrome	33 870 809-00 0010
	Brushed Platinum	33 870 809-06 0010
	Platinum	33 870 809-08 0010
	Durabrass (23kt Gold)	33 870 809-09 0010
	Dark Chrome	33 870 809-19 0010
	Brushed Durabrass (23kt Gold)	33 870 809-28 0010
	Brushed Bronze	33 870 809-42 0010
	Brushed Champagne (22kt Gold)	33 870 809-46 0010
	Champagne (22kt Gold)	33 870 809-47 0010
	Brushed Chrome	33 870 809-93 0010
	Brushed Dark Platinum	33 870 809-99 0010


Recommended miscellaneous

<b>Swivel limitation set -</b>		12 823 970 90
		

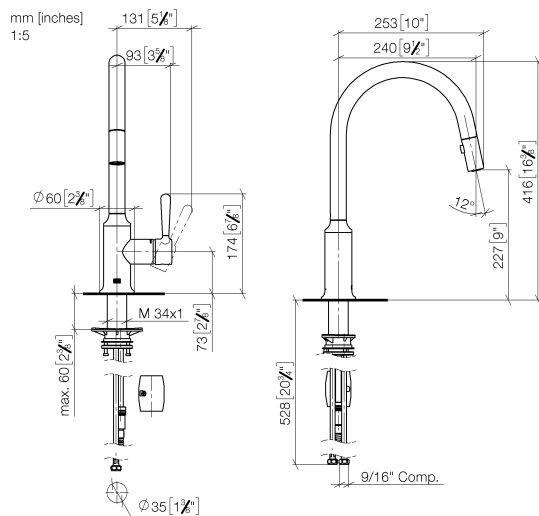
Recommended miscellaneous

<b>VAIA AIR SWITCH Control button -</b>		10 713 809-33
<b>Matte Black</b>		
		

Recommended miscellaneous

<b>VAIA Dispenser with rosette -</b>		82 434 809-33
<b>Matte Black</b>		
		

33 870 809 Product version from 7/1/2023

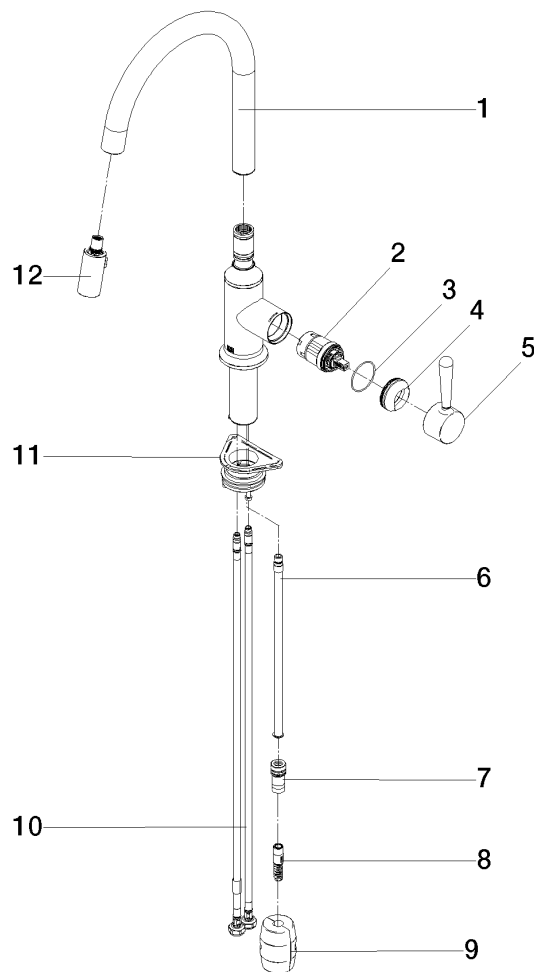


### Codes & Standards

ADA	ASME A112.18.1	California Energy Commission (CEC)	cUPC
NSF372	NSF61		

### Certificates and sustainability

IAPMO\_N-4976 IAPMO\_6397 IAPMO\_4976 (



## Spare parts list

No.	Item Number	Name	Quantity used	Delivery time
2	90 15 05 064 05 90	cartridge	1.00	2
3	09 14 10 190 90	seal	1.00	2
4	09 28 30 030-33	cover	1.00	2
1	90 28 22 397 00-33	spout	1.00	30
7	90 24 03 253 01 90	adaptor	1.00	2
6	04 28 20 067 00 90	pipe	1.00	2
5	90 20 80 052 00-33	handle	1.00	30
11	04 30 11 040 00 90	fixing set	1.00	2
10	04 30 04 103 00 90	hose	2.00	2
8	04 30 02 120 00-85	hose	1.00	10
9	04 21 50 010 00 90	accessories	1.00	2
12	90 18 40 317 00-33	shower	1.00	30