







ENO Single-lever mixer Pull-out with spray function - Brushed Champagne (22kt Gold)

ENO

33 875 760




- 225mm projection
 - pivotable spout 130°
 - laminar and spray flow
 - height of mixer 254 mm
 - height up to aerator 179 mm
 - hole diameter 35 mm
 - 2 x pressure hose with 3/8" cap nut
 - 1600mm metal shower hose
 - max. flow 5.7 l/min at 3 bar flow pressure
 - lead-free
 - This product can help a building meet the requirements of Green Building Rating Systems, e.g. LEED®, BREEAM®, DGNB
- Intrinsic protection against back flow.
- Push button locks into spray mode when pressed. To switch back to aerator mode the water must be turned off.

	Brushed Champagne (22kt Gold)	33 875 760-46 0010
	Chrome	33 875 760-00 0010
	Brushed Platinum	33 875 760-06 0010
	Platinum	33 875 760-08 0010
	Dark Chrome	33 875 760-19 0010
	Brushed Durabronze (23kt Gold)	33 875 760-28 0010
	Champagne (22kt Gold)	33 875 760-47 0010
	Brushed Chrome	33 875 760-93 0010
	Brushed Dark Platinum	33 875 760-99 0010

Recommended miscellaneous

	Dispenser without rosette - Brushed Champagne (22kt Gold)	82 424 970-46
---	--	---------------

Recommended miscellaneous

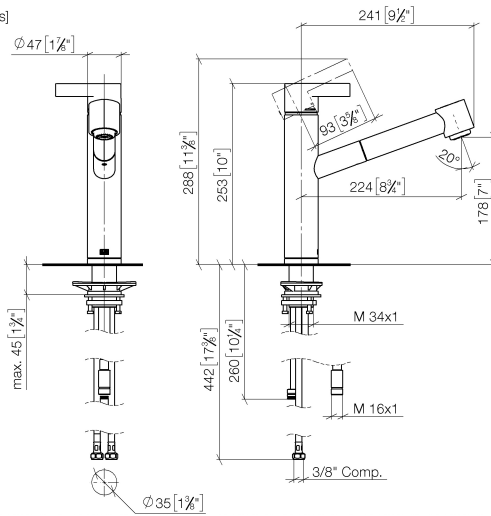
	AIR SWITCH Control button - Brushed Champagne (22kt Gold)	10 713 970-46
---	--	---------------

ENO Single-lever mixer Pull-out with spray function - Brushed Champagne (22kt Gold)

ENO

33 875 760

mm [inches]



Flow rate chart



Codes & Standards

ADA

ASME
A112.18.1/CSA
B125.1

California Energy
Commission
(CEC)

NSF/ANSI 372

NSF/ANSI/CAN
61



ENO Single-lever mixer Pull-out with spray function - Brushed Champagne (22kt Gold)

ENO

33 875 760

Certificates

IAPMO_N-4976 (2). IAPMO_6397 (1).

ENO Single-lever mixer Pull-out with spray function - Brushed Champagne (22kt Gold)

ENO

33 875 760

Parts for other finishes can be found here: [Chrome](#)

