

## Showerpipe with shower thermostat without hand shower - Chrome

34 459 979 Product version from 7/1/2023



- shower with fixed riser projection 453mm
  - overhead shower: rain flow
  - rain shower with anti-scale system
  - rain shower Ø 220 mm
  - max. rainshower flow 6.8 l/min
  - rotary diverter with volume control and shut-off function
  - height of fittings up to top edge of elbow 1150mm
  - slide-on rosettes Ø 70 mm
  - height of fittings up to rain shower (bottom edge) 1009mm
  - gauge 150 mm - 13 mm
  - metal shower hose 1750mm with integrated anti-twist protection
  - 1/2" connection
  - slide bar
  - Pipe diameter 23.5 mm
  - quick clearing
  - This product reduces water consumption by 28% (compared to requirements of EPAct '92)
  - This product can contribute to Water Use Reduction in LEED® Green Building Rating
- Intrinsic protection against back flow.**

**NOTE: Hand shower sold separately. Please see hand shower options under the miscellaneous articles section of each series.**

Intrinsic protection against back flow.

NOTE: Hand shower sold separately. Please see hand shower options under the miscellaneous articles section of each series.

	Chrome	34 459 979-00 0010
	Brushed Platinum	34 459 979-06 0010
	Platinum	34 459 979-08 0010
	Dark Chrome	34 459 979-19 0010
	Light Gold	34 459 979-26 0010
	Brushed Light Gold	34 459 979-27 0010
	Brushed Durabronze (23kt Gold)	34 459 979-28 0010
	Matte Black	34 459 979-33 0010
	Brushed Bronze	34 459 979-42 0010
	Brushed Champagne (22kt Gold)	34 459 979-46 0010
	Champagne (22kt Gold)	34 459 979-47 0010
	Brushed Chrome	34 459 979-93 0010
	Brushed Dark Platinum	34 459 979-99 0010

### Required miscellaneous

	<b>Concealed adapter -</b> • please order two adapters (USA only)	35 080 970-90 0010
--	--	--------------------

### Required miscellaneous

	<b>Hand shower FlowReduce - Chrome</b>	28 012 979-00 0010
--	--	--------------------

### Required miscellaneous

	<b>SERIES-VARIOUS Hand shower FlowReduce - Chrome</b>	28 027 979-00 0010
--	---	--------------------

### Required miscellaneous

	<b>SERIES-VARIOUS Hand shower FlowReduce - Chrome</b>	28 025 979-00 0010
--	---	--------------------

### Required miscellaneous

	<b>Hand shower FlowReduce - Chrome</b>	28 016 979-00 0010
--	--	--------------------

### Required miscellaneous

	<b>Hand shower FlowReduce - Chrome</b>	28 018 979-00 0010
--	--	--------------------

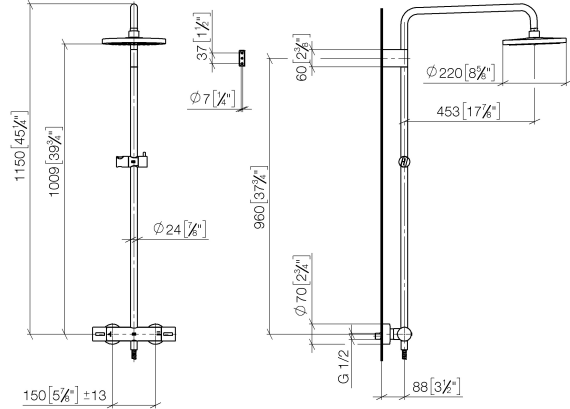
### Required miscellaneous

	<b>SERIES-VARIOUS Hand shower FlowReduce - Chrome</b>	28 029 979-00 0010
--	---	--------------------

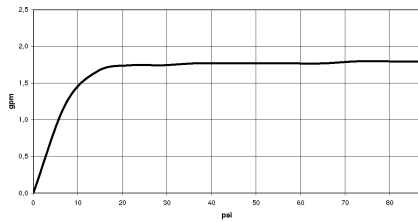
# Showerpipe with shower thermostat without hand shower - Chrome

34 459 979 Product version from 7/1/2023

mm [inches]  
1:10



## Flow rate chart

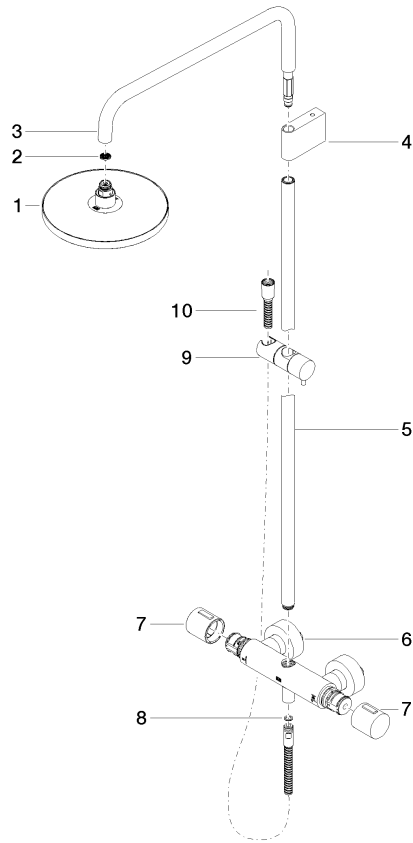


## Codes & Standards

ASME	California Energy
A112.18.1/CSA	Commission
B125.1	(CEC)

# Showerpipe with shower thermostat without hand shower - Chrome

34 459 979    Product version from 7/1/2023



## Spare parts list

No.	Item Number	Name	Quantity used	Delivery time
1	04 12 05 092 10-00	shower	1	10
2	09 23 01 039 90	sieve	1	2
3	90 28 22 348 00-00	pipe	1	10
4	90 17 11 150 00-00	holder	1	10
5	90 28 22 349 00-00	pipe	1	10
6	04 17 01 250 00-00	connection	1	10
7	90 17 33 015 00-00	handle	2	10
8	90 14 20 026 00 90	seal	1	2
9	12 570 970-00	Slide unit - Chrome	1	10
10	28 322 970-00	Metal shower hose 1/2" x 3/8" x 1750 mm - Chrome	1	2