

Showerpipe with shower thermostat without hand shower - Chrome

34 459 980 Product version from 6/1/2024



- shower with fixed riser projection 453mm
 - overhead shower: rain flow
 - rain shower 300 x 240mm
 - rain shower with anti-scale system
 - max. rainshower flow 6.8 l/min
 - Function from: 6 l/min
 - rotary diverter with volume control and shut-off function
 - slide-on rosettes Ø 70 mm
 - height of fittings up to rain shower (bottom edge) 1009mm
 - height of fittings up to top edge of elbow 1150mm
 - gauge 150 mm - 13 mm
 - metal shower hose 1750mm with integrated anti-twist protection
 - 1/2" connection
 - slide bar
 - Pipe diameter 23.5 mm
 - quick clearing
 - This product reduces water consumption by 28% (compared to requirements of EPAct '92)
 - This product can contribute to Water Use Reduction in LEED® Green Building Rating
- Intrinsic protection against back flow.**

NOTE: Hand shower sold separately. Please see hand shower options under the miscellaneous articles section of each series.

Intrinsic protection against back flow.

NOTE: Hand shower sold separately. Please see hand shower options under the miscellaneous articles section of each series.

	Chrome	34 459 980-00 0010
	Brushed Platinum	34 459 980-06 0010
	Platinum	34 459 980-08 0010
	Dark Chrome	34 459 980-19 0010
	Brushed Light Gold	34 459 980-27 0010
	Brushed Durabronz (23kt Gold)	34 459 980-28 0010
	Matte Black	34 459 980-33 0010
	Brushed Champagne (22kt Gold)	34 459 980-46 0010
	Champagne (22kt Gold)	34 459 980-47 0010
	Brushed Chrome	34 459 980-93 0010
	Brushed Dark Platinum	34 459 980-99 0010

Required miscellaneous

	Concealed adapter - •please order two adapters (USA only)	35 080 970-90 0010
--	---	--------------------

Required miscellaneous

	Hand shower FlowReduce - Chrome	28 012 979-00 0010
--	--	--------------------

Required miscellaneous

	SERIES-VARIOUS Hand shower FlowReduce - Chrome	28 027 979-00 0010
--	---	--------------------

Required miscellaneous

	SERIES-VARIOUS Hand shower FlowReduce - Chrome	28 025 979-00 0010
--	---	--------------------

Required miscellaneous

	Hand shower FlowReduce - Chrome	28 016 979-00 0010
--	--	--------------------

Required miscellaneous

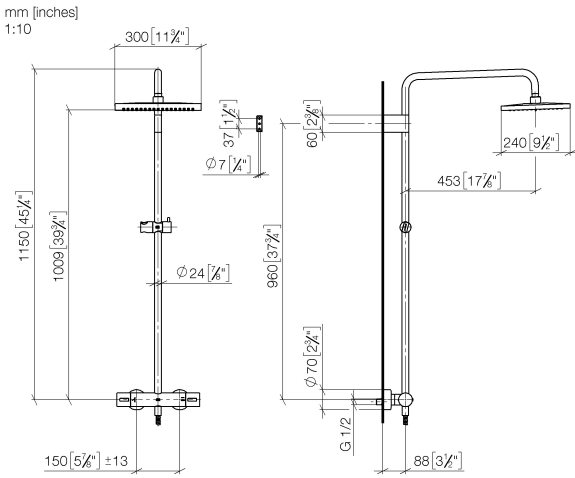
	Hand shower FlowReduce - Chrome	28 018 979-00 0010
--	--	--------------------

Required miscellaneous

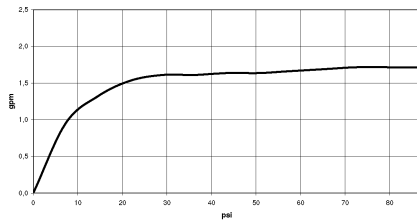
	SERIES-VARIOUS Hand shower FlowReduce - Chrome	28 029 979-00 0010
--	---	--------------------

Showerpipe with shower thermostat without hand shower - Chrome

34 459 980 Product version from 6/1/2024



Flow rate chart

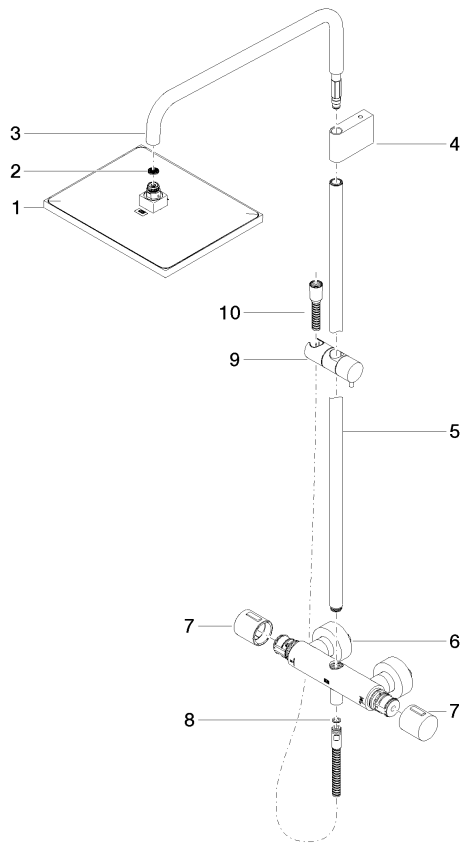


Codes & Standards

ASME	California Energy
A112.18.1/CSA	Commission
B125.1	(CEC)

Showerpipe with shower thermostat without hand shower - Chrome

34 459 980 Product version from 6/1/2024



Spare parts list

No.	Item Number	Name	Quantity used	Delivery time
1	04 12 05 063 10-00	shower	1	10
2	09 23 01 039 90	sieve	1	2
3	90 28 22 348 00-00	pipe	1	10
4	90 17 11 150 00-00	holder	1	10
5	90 28 22 349 00-00	pipe	1	10
6	04 17 01 250 00-00	connection	1	10
7	90 17 33 015 00-00	handle	1	10
8	90 14 20 026 00 90	seal	1	2
9	12 570 970-00	Slide unit - Chrome	1	10
10	28 322 970-00	Metal shower hose 1/2" x 3/8" x 1750 mm - Chrome	1	2