

34 468 979



### Rain shower:

- rain shower Ø 300 mm
- Material rain shower: plastic
- PURE RAIN, max. flow rate 6.6 l/min (at 3 bar)
- Function from: l/min
- rain shower with anti-scale system

### hand shower:

- spray head Ø 120mm
- COMPACT RAIN, max. flow rate 6.8 l/min (at 3 bar)
- hand shower with anti-scale system
- inherently safe from back flow

### Control element:









- rotary diverter with volume control and shut-off function
- Plastic hose, 1750 mm, with integrated anti-twist protection
- slide bar

### Technical dimensions:

- shower with fixed riser projection 454mm
- height of fittings up to rain shower (bottom edge) 980mm
- height of fittings up to top edge of elbow 1146mm
- slide-on rosettes Ø 70 mm
- gauge 150 mm - 13 mm
- Pipe diameter 20 mm
- 1/2" connection

### Notes:

- This product reduces water consumption by 28% (compared to requirements of EPAct '92)
- This product can contribute to Water Use Reduction in LEED® Green Building Rating
- This product can help a building meet the requirements of Green Building Rating Systems, e.g. LEED®, BREEAM®, DGNB

	Brushed Light Gold	34 468 979-27 0010
	Chrome	34 468 979-00 0010
	Dark Chrome	34 468 979-19 0010
	Light Gold	34 468 979-26 0010
	Matte Black	34 468 979-33 0010
	Brushed Bronze	34 468 979-42 0010
	Brushed Chrome	34 468 979-93 0010
	Brushed Dark Platinum	34 468 979-99 0010

34 468 979

