

META Concealed two-way diverter - Light Gold

META


36 200 661
Product version from 4/1/2022



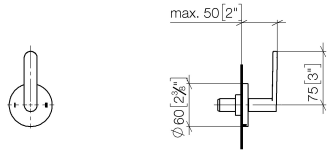
- rotary diverter
- handle Ø 60mm
- with shut-off function

	Light Gold	36 200 661-26 0010
	Chrome	36 200 661-00 0010
	Brushed Platinum	36 200 661-06 0010
	Brushed Light Gold	36 200 661-27 0010
	Matte Black	36 200 661-33 0010
	Brushed Dark Brass	36 200 661-39 0010
	Brushed Bronze	36 200 661-42 0010
	Brushed Champagne (22kt Gold)	36 200 661-46 0010
	Champagne (22kt Gold)	36 200 661-47 0010
	Brushed Chrome	36 200 661-93 0010
	Brushed Dark Platinum	36 200 661-99 0010

Required miscellaneous

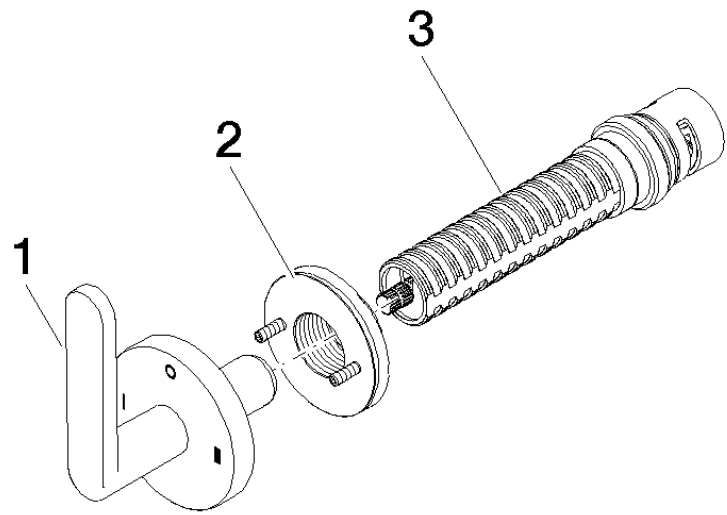
	Concealed two-way diverter -	35 202 970-90
	•min. recess depth 115 mm	0010
	•max. recess depth 160 mm	

mm [inches]



Codes & Standards

ADA	California Energy Commission (CEC)
-----	--



Spare parts list

No.	Item Number	Name	Quantity used	Delivery time
2	90 21 02 181 00 90	disc	1.00	2
1	90 20 66 014 01-26	handle	1.00	20
3	90 90 03 306 10 90	diverter	1.00	2