

CL.1 Concealed two-way diverter - Champagne (22kt Gold)

CL.1


36 200 705    Product version from 4/1/2022

- rotary diverter
- rosette 60 x 60 mm
- with shut-off function



	Champagne (22kt Gold)	36 200 705-47 0010
	Chrome	36 200 705-00 0010
	Brushed Platinum	36 200 705-06 0010
	Dark Chrome	36 200 705-19 0010
	Brushed Champagne (22kt Gold)	36 200 705-46 0010
	Brushed Dark Platinum	36 200 705-99 0010

Required miscellaneous

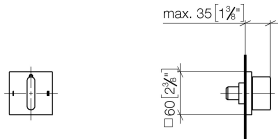
	<b>Concealed two-way diverter -</b> •min. recess depth 115 mm •max. recess depth 160 mm	35 202 970-90 0010
---	---	--------------------

CL.1 Concealed two-way diverter - Champagne (22kt Gold)

CL.1

36 200 705    Product version from 4/1/2022

mm [inches]



Codes & Standards

ADA

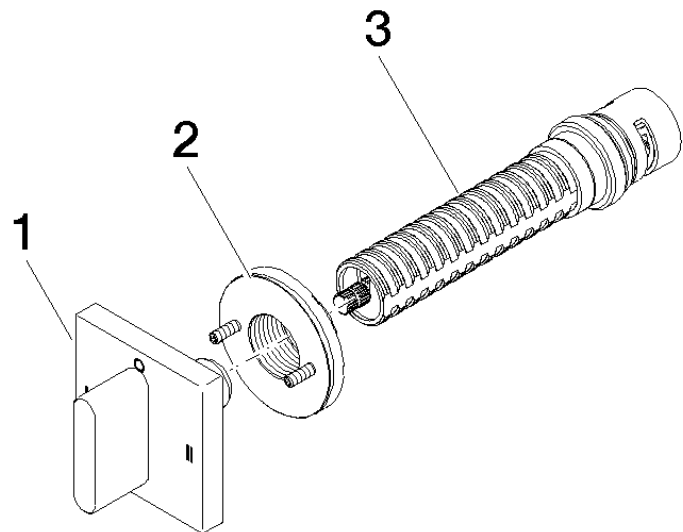
ASME A112.18.1

California Energy  
Commission  
(CEC)

cUPC

Certificates and sustainability

IAPMO\_4976 (



Spare parts list

No.	Item Number	Name	Quantity used	Delivery time
3	90 90 03 306 10 90	diverter	1.00	2
1	90 20 70 051 09-47	handle	1.00	30
2	90 21 02 181 00 90	disc	1.00	2