








MEM Concealed two-way diverter - Platinum

MEM


36 200 782    Product version from 4/1/2022



- rotary diverter
- rosette 60 x 60 mm
- with shut-off function

	Platinum	36 200 782-08 0010
	Chrome	36 200 782-00 0010
	Brushed Platinum	36 200 782-06 0010
	Dark Chrome	36 200 782-19 0010
	Brushed Durabrass (23kt Gold)	36 200 782-28 0010
	Brushed Dark Brass	36 200 782-39 0010
	Brushed Dark Platinum	36 200 782-99 0010

Required miscellaneous

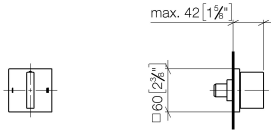
	<b>Concealed two-way diverter -</b>	35 202 970-90
	•max. recess depth 160 mm	0010
	•min. recess depth 115 mm	

MEM Concealed two-way diverter - Platinum

MEM

36 200 782    Product version from 4/1/2022

mm [inches]

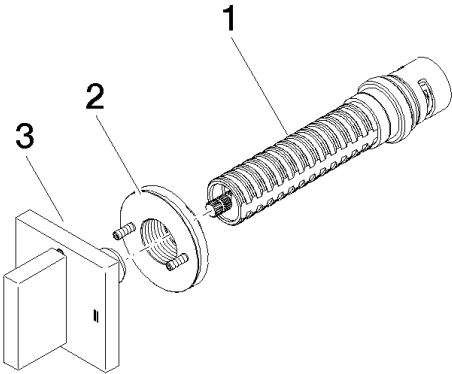


Codes & Standards

ADA	ASME A112.18.1	California Energy Commission (CEC)	cUPC
-----	----------------	--	------

Certificates and sustainability

IAPMO\_4976 (



Spare parts list

No.	Item Number	Name	Quantity used	Delivery time
1	90 90 03 306 10 90	diverter	1.00	2
3	90 20 78 002 09-08	handle	1.00	40
2	90 21 02 181 00 90	disc	1.00	2