







MEM Concealed two-way diverter - Brushed Dark Platinum

MEM


36 200 782 Product version from 4/1/2022



- rotary diverter
- rosette 60 x 60 mm
- with shut-off function

	Brushed Dark Platinum	36 200 782-99 0010
	Chrome	36 200 782-00 0010
	Brushed Platinum	36 200 782-06 0010
	Platinum	36 200 782-08 0010
	Dark Chrome	36 200 782-19 0010
	Brushed Durabronze (23kt Gold)	36 200 782-28 0010
	Brushed Dark Bronze	36 200 782-39 0010

Required miscellaneous

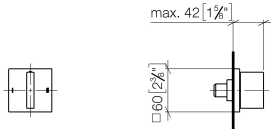
	<div>Concealed two-way diverter -</div> <div> <div>•max. recess depth 160 mm</div> <div>•min. recess depth 115 mm</div> </div>	35 202 970-90 0010
---	--	--------------------

MEM Concealed two-way diverter - Brushed Dark Platinum

MEM

36 200 782 Product version from 4/1/2022

mm [inches]



Codes & Standards

ADA

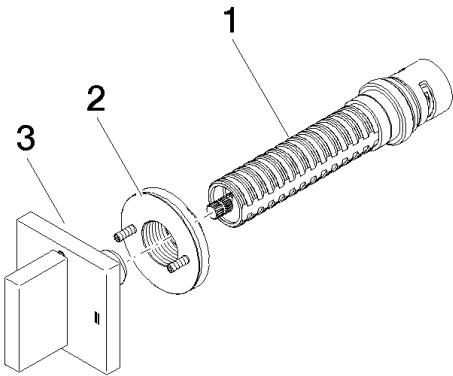
ASME A112.18.1

California Energy
Commission
(CEC)

cUPC

Certificates and sustainability

IAPMO_4976 (



Spare parts list

No.	Item Number	Name	Quantity used	Delivery time
1	90 90 03 306 10 90	diverter	1.00	2
3	90 20 78 002 09-99	handle	1.00	20
2	90 21 02 181 00 90	disc	1.00	2