







CL.1 Concealed three-way diverter - Dark Chrome

CL.1

36 212 705



- with CASCADE structure
- rotary diverter
- rosette 60 x 60 mm

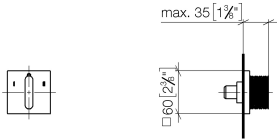
	Dark Chrome	36 212 705-19 0010
	Chrome	36 212 705-00 0010
	Brushed Platinum	36 212 705-06 0010
	Brushed Champagne (22kt Gold)	36 212 705-46 0010
	Champagne (22kt Gold)	36 212 705-47 0010
	Brushed Dark Platinum	36 212 705-99 0010

CL.1 Concealed three-way diverter - Dark Chrome

CL.1

36 212 705

mm [inches]



Codes & Standards

ADA

ASME A112.18.1

California Energy
Commission
(CEC)

cUPC

Certificates and sustainability

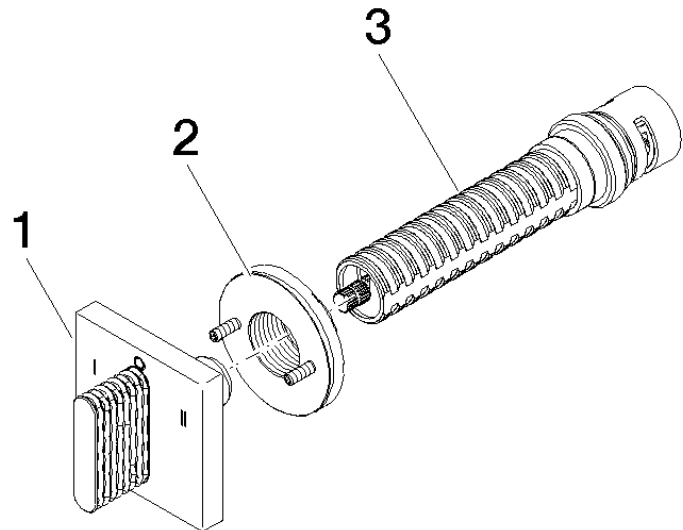
IAPMO_4976 (

CL.1 Concealed three-way diverter - Dark Chrome

CL.1

36 212 705

Parts for other
finishes can be found
here: [Chrome](#)



Spare parts list

No.	Item Number	Name	Quantity used	Delivery time
2	90 21 02 181 00 90	disc	1.00	2
3	90 90 03 305 10 90	diverter	1.00	2
1	90 20 70 053 11-19	handle	1.00	20