

## MEM Wall valve - Platinum

MEM

36 310 782 Product version from 3/10/2014 to 10/14/2020



- rosette 60 x 60 mm

**Note: Important! The minimum recess depths make it necessary to have a wall of 2 x 6 crosspieces.**

Note: Important! The minimum recess depths make it necessary to have a wall of 2 x 6 crosspieces.

	Platinum	36 310 782-08
	Chrome	36 310 782-00
	Brushed Platinum	36 310 782-06
	Dark Chrome	36 310 782-19
	Brushed Champagne (22kt Gold)	36 310 782-46
	Champagne (22kt Gold)	36 310 782-47
	Cyprus	36 310 782-49
	Brushed Chrome	36 310 782-93
	Brushed Dark Platinum	36 310 782-99

### Required miscellaneous



**Wall valve clockwise closing 1/2" - 35 621 970-90 0010**

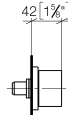
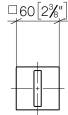
- min. recess depth 85 mm
- max. recess depth 130 mm

## MEM Wall valve - Platinum

MEM

36 310 782 Product version from 3/10/2014 to 10/14/2020

mm [inches]



### Codes & Standards

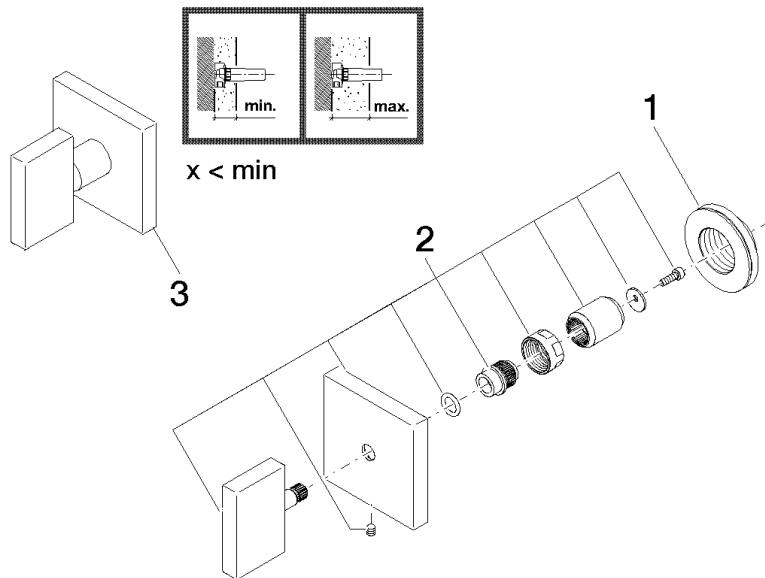
ADA

ASME A112.18.1

cUPC

### Certificates and sustainability

IAPMO\_4976 (



### Spare parts list

No.	Item Number	Name	Quantity used	Delivery time
2	90 20 78 002 02-08	handle	1.00	40
1	09 21 02 108 90	disc	1.00	60
3	90 20 78 002 01-08	handle	1.00	40