

Concealed thermostat with one function volume control - Brushed Champagne (22kt Gold)

36 425 670


Product version from 6/30/2022



- cover plate 150 x 90 mm
- temperature control handle with safety limit stop at 38°C
- hot water temperature limiter, can be preset

	Brushed Champagne (22kt Gold)	36 425 670-46 0010
	Chrome	36 425 670-00 0010
	Brushed Platinum	36 425 670-06 0010
	Platinum	36 425 670-08 0010
	Dark Chrome	36 425 670-19 0010
	Brushed Light Gold	36 425 670-27 0010
	Brushed Durabrass (23kt Gold)	36 425 670-28 0010
	Matte Black	36 425 670-33 0010
	Champagne (22kt Gold)	36 425 670-47 0010
	Brushed Chrome	36 425 670-93 0010
	Brushed Dark Platinum	36 425 670-99 0010


Required miscellaneous

	Concealed thermostat for one- and two-way outlets - •max. recess depth mm •min. recess depth mm	35 426 970-90 0010
---	--	--------------------

Required miscellaneous

	xGRID Installation track 555 mm -	12 360 970 90
---	--	---------------

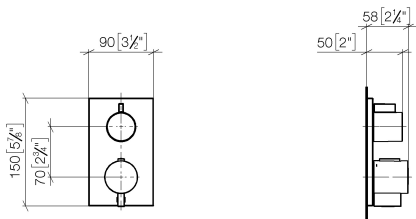
Recommended miscellaneous

	xGRID Attachment set for integrating in the dry wall construction -	12 340 970 90
---	--	---------------

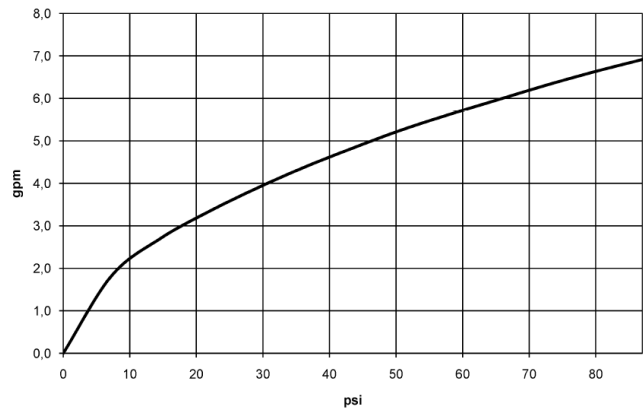


Concealed thermostat with one function volume control - Brushed Champagne
(22kt Gold)

36 425 670 Product version from 6/30/2022
mm [inches]



Flow rate chart



Codes & Standards

ADA	ASME A112.18.1	ASME A112.18.1/CSA B125.1	cUPC
-----	----------------	---------------------------------	------



Concealed thermostat with one function volume control - Brushed Champagne (22kt Gold)

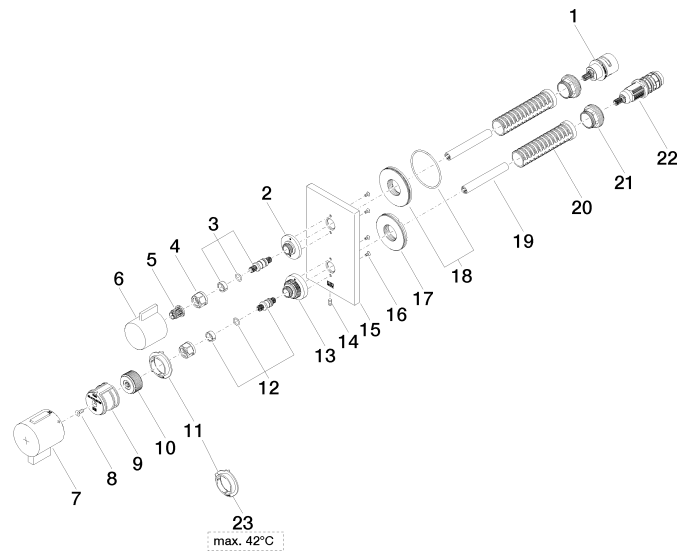
36 425 670 Product version from 6/30/2022

Certificates

IAPMO_4976 (

Concealed thermostat with one function volume control - Brushed Champagne (22kt Gold)

36 425 670 Product version from 6/30/2022





Concealed thermostat with one function volume control - Brushed Champagne
(22kt Gold)

36 425 670 Product version from 6/30/2022

Spare parts list

No.	Item Number	Name	Quantity used	Delivery time
1	90 90 03 166 00 90	top	1	2
2	09 12 12 053-46	base	1	60
3	04 29 06 111 01-00	spindle	1	10
4	90 23 30 023 00 90	nut	2	2
5	90 12 12 002 00 90	fixing cap	1	2
6	09 20 67 006-46	handle	1	30
7	90 17 33 019 00-46	handle	1	30
8	90 30 30 124 00 90	screw	1	2
9	90 12 12 052 00 90	base	1	2
10	09 12 12 054 90	base	1	2
11	09 28 10 190 90	regulator	1	2
12	04 29 06 024 01-00	spindle	1	10
13	09 12 12 051-46	base	1	60
14	09 31 11 134 90	pin	1	2
15	09 11 02 234-46	plate	1	30
16	09 30 30 157 90	screw	4	2
17	09 30 01 296 90	disc	1	2
18	90 30 01 190 00 90	disc	1	2
19	90 23 01 124 00 90	sleeve	1	2
20	90 18 40 077 01 90	spindle	1	2
21	09 24 04 257 90	nut	1	2
22	90 15 02 013 00 90	cartridge	1	2
23	09 28 10 189 90	regulator	1	2