













VAIA Concealed thermostat with one function volume control - Brushed Platinum
VAIA

36 425 809	Product version from 4/1/2025		
	<ul style="list-style-type: none"> cover plate Ø 150 mm temperature control handle with safety limit stop at 38°C hot water temperature limiter, can be preset 		<div> Brushed Platinum 36 425 809-06 0010 </div>
			<div> Chrome 36 425 809-00 0010 </div>
			<div> Platinum 36 425 809-08 0010 </div>
			<div> Dark Chrome 36 425 809-19 0010 </div>
			<div> Brushed Durabrass (23kt Gold) 36 425 809-28 0010 </div>
			<div> Brushed Dark Brass 36 425 809-39 0010 </div>
			<div> Brushed Bronze 36 425 809-42 0010 </div>
			<div> Brushed Champagne (22kt Gold) 36 425 809-46 0010 </div>
			<div> Champagne (22kt Gold) 36 425 809-47 0010 </div>
			<div> Brushed Dark Platinum 36 425 809-99 0010 </div>


Required miscellaneous

	<div> Concealed thermostat for one- and two-way outlets - <ul style="list-style-type: none"> max. recess depth 136 mm min. recess depth 80 mm </div>	35 426 970-90 0010
---	--	--------------------

Recommended miscellaneous

	<div> xGRID Installation track 555 mm - </div>	12 360 970 90
---	--	---------------

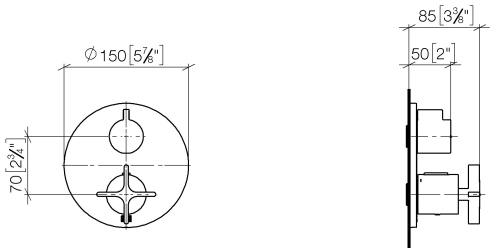
Recommended miscellaneous

	<div> xGRID Attachment set for integrating in the dry wall construction - </div>	12 340 970 90
---	--	---------------

**VAIA Concealed thermostat with one function volume control - Brushed
Platinum**

VAIA

36 425 809 Product version from 4/1/2025
mm [inches]



Codes & Standards

ADA ASME A112.18.1 cUPC

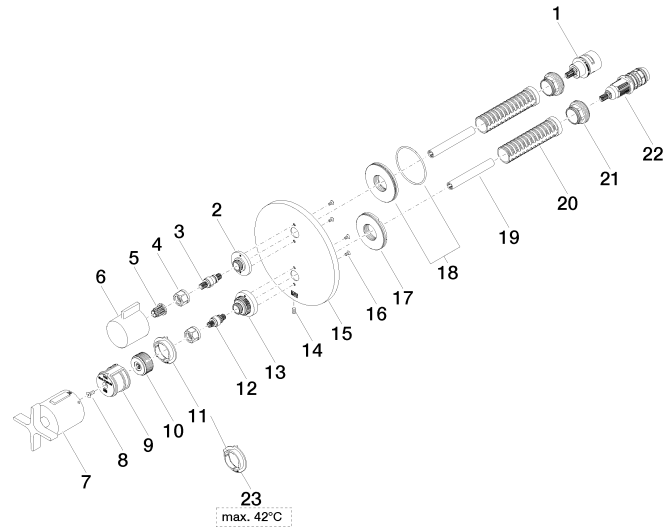
Certificates and sustainability

IAPMO_4976 (

VAIA Concealed thermostat with one function volume control - Brushed Platinum

VAIA

36 425 809 Product version from 4/1/2025





VAIA Concealed thermostat with one function volume control - Brushed Platinum

VAIA

36 425 809 Product version from 4/1/2025

Spare parts list

No.	Item Number	Name	Quantity used	Delivery time
16	09 30 30 157 90	screw	4.00	2
22	90 15 02 013 00 90	cartridge	1.00	2
6	09 20 67 006-06	handle	1.00	10
5	90 12 12 002 00 90	fixing cap	1.00	2
1	90 90 03 166 00 90	top	1.00	2
11	09 28 10 190 90	regulator	1.00	2
17	09 30 01 296 90	disc	1.00	2
14	09 31 11 134 90	pin	1.00	2
13	09 12 12 051-06	base	1.00	10
18	90 30 01 190 00 90	disc	1.00	2
23	09 28 10 189 90	regulator	1.00	2
15	09 11 02 242-06	plate	1.00	10
2	09 12 12 053-06	base	1.00	10
21	09 24 04 257 90	nut	2.00	2
3	04 29 06 111 01-00	spindle	1.00	10
10	09 12 12 054 90	base	1.00	2
12	04 29 06 024 01-00	spindle	1.00	10
7	90 17 33 032 00-06	handle	1.00	10
4	90 23 30 023 00 90	nut	2.00	2
9	90 12 12 052 00 90	base	1.00	2
8	90 30 30 124 00 90	screw	1.00	2
19	90 23 01 124 00 90	sleeve	2.00	2
20	90 18 40 077 01 90	spindle	2.00	2