


WATER BAR Concealed body spray FlowReduce - Dark Chrome











IMO

36 517 979



- HORIZONTAL RAIN, max. flow rate 6 l/min (at 3 bar)
- with anti-scale system
- cover plate 240 x 60 mm
- 1/2" connection
- This product can help a building meet the requirements of Green Building Rating Systems, e.g. LEED®, BREEAM®, DGNB
- WRAS 1304001

Fits: IMO, LULU, MADISON, MEM, TARA, CL.1, LISSÉ, VAIA, META, CYO

	Dark Chrome	36 517 979-19
	Chrome	36 517 979-00
	Brushed Platinum	36 517 979-06
	Platinum	36 517 979-08
	Light Gold	36 517 979-26
	Brushed Light Gold	36 517 979-27
	Brushed Durabronze (23kt Gold)	36 517 979-28
	Matte Black	36 517 979-33
	Brushed Bronze	36 517 979-42
	Brushed Champagne (22kt Gold)	36 517 979-46
	Champagne (22kt Gold)	36 517 979-47
	Brushed Chrome	36 517 979-93
	Brushed Dark Platinum	36 517 979-99

Required miscellaneous



- Concealed wall installation box -** 35 206 970-90
- min. recess depth 100 mm
 - max. recess depth 173 mm

Recommended miscellaneous



- xGRID Attachment set for integrating in the dry wall construction -** 12 340 970 90

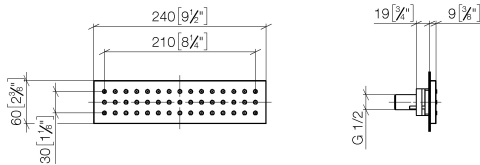
Required miscellaneous



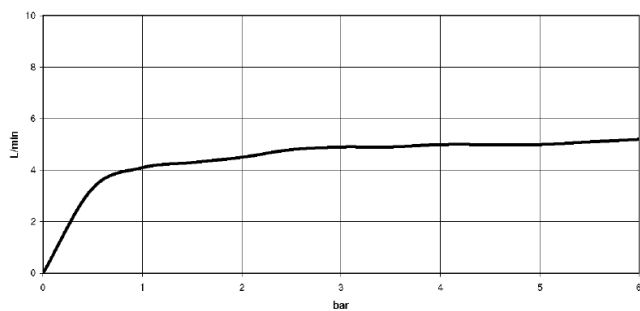
- xGRID Installation track 555 mm -** 12 360 970 90

36 517 979

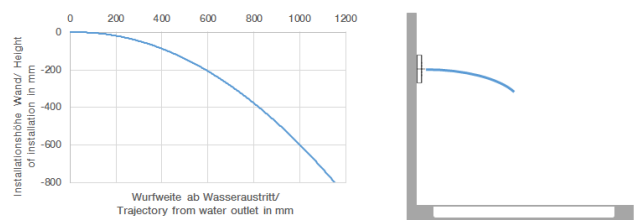
mm [inches]



Flow rate chart



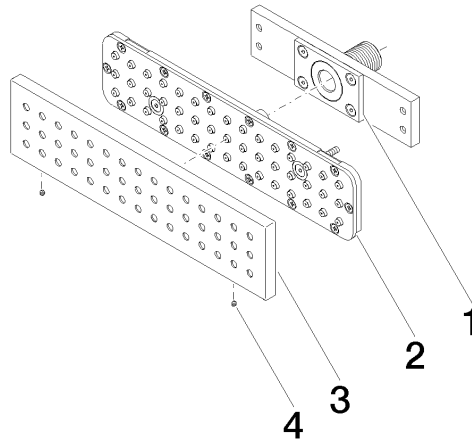
Trajectory diagram



Codes & Standards

ASME
A112.18.1/CSA
B125.1

California Energy
Commission
(CEC)





WATER BAR Concealed body spray FlowReduce - Dark Chrome

IMO

36 517 979

Spare parts list