


WATER BAR Concealed body spray FlowReduce - Brushed Champagne (22kt Gold)














IMO

36 517 979



- HORIZONTAL RAIN, max. flow rate 6 l/min (at 3 bar)
- with anti-scale system
- cover plate 240 x 60 mm
- 1/2" connection
- This product can help a building meet the requirements of Green Building Rating Systems, e.g. LEED®, BREEAM®, DGNB

Fits: IMO, LULU, MADISON, MEM, TARA, CL.1, LISSÉ, VAIA, META, CYO

	Brushed Champagne (22kt Gold)	36 517 979-46
	Chrome	36 517 979-00
	Brushed Platinum	36 517 979-06
	Platinum	36 517 979-08
	Dark Chrome	36 517 979-19
	Light Gold	36 517 979-26
	Brushed Light Gold	36 517 979-27
	Brushed Durabrass (23kt Gold)	36 517 979-28
	Matte Black	36 517 979-33
	Brushed Bronze	36 517 979-42
	Champagne (22kt Gold)	36 517 979-47
	Brushed Chrome	36 517 979-93
	Brushed Dark Platinum	36 517 979-99

Required miscellaneous



- Concealed wall installation box -** 35 206 970-90 0010
- max. recess depth 173 mm
 - min. recess depth 100 mm

Recommended miscellaneous



- xGRID Attachment set for integrating in the dry wall construction -** 12 340 970 90

Required miscellaneous

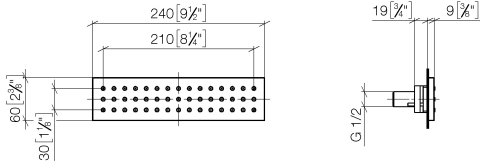


- xGRID Installation track 555 mm -** 12 360 970 90

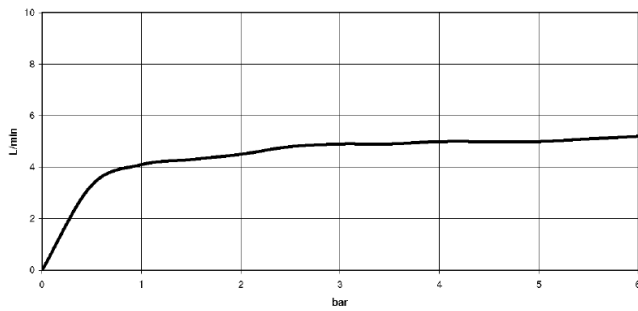
WATER BAR Concealed body spray FlowReduce - Brushed Champagne (22kt Gold)

IMO

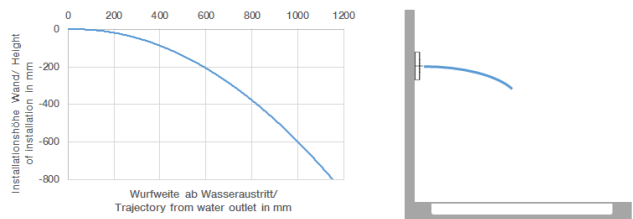
36 517 979
mm [inches]



Flow rate chart



Trajectory diagram



Codes & Standards

ASME
A112.18.1/CSA
B125.1

California Energy
Commission
(CEC)

WATER BAR Concealed body spray FlowReduce - Brushed Champagne (22kt Gold)

IMO

36 517 979

