




Wall valve anti-clockwise closing hot 1/2" - Champagne (22kt Gold)

SERIES SPECIFIC

36 607 742    Product version from 7/1/2023



- without rosette
- handle Ø 60mm
- with hot marking
- head part with cut-to-length spindle and sleeve
- WRAS

	Champagne (22kt Gold)	36 607 742-47
	Chrome	36 607 742-00
	Brushed Platinum	36 607 742-06
	Dark Chrome	36 607 742-19
	Brushed Durabrass (23kt Gold)	36 607 742-28
	Matte Black	36 607 742-33
	Brushed Bronze	36 607 742-42
	Brushed Champagne (22kt Gold)	36 607 742-46
	Brushed Dark Platinum	36 607 742-99



Wall valve anti-clockwise closing hot 1/2" - Champagne (22kt Gold)

SERIES SPECIFIC

36 607 742    Product version from 7/1/2023

mm [inches]



Codes & Standards

DIN 4109	ISO 3822	Scottish Water Byelaws	UK Water Supply Regulations
----------	----------	---------------------------	--------------------------------

Ü-Zeichen

Certificates and sustainability

LGA_38	LGA_29	WRAS_2010
--------	--------	-----------

## Wall valve anti-clockwise closing hot 1/2" - Champagne (22kt Gold)

SERIES SPECIFIC

36 607 742 Product version from 7/1/2023

Parts for other  
finishes can be found  
here: [Chrome](#)



### Spare parts list

No.	Item Number	Name	Quantity used	Delivery time
8	09 29 06 020-47	spindle	1.00	-
Spare part can no longer be ordered, please order the replacement item				
9	90 14 15 020 03 90	ring	1.00	2
10	90 23 30 023 00 90	nut	1.00	2
7	90 14 10 060 00 90	seal	1.00	2
11	09 30 01 107 90	sleeve	1.00	2
3	90 12 12 002 00 90	fixing cap	1.00	2
12	90 90 03 142 00 90	top	1.00	2
2	04 27 74 004 00-47	rosette	1.00	60
6	04 29 06 020 00-00	spindle	1.00	10
5	09 27 74 004-47	rosette	1.00	60
1	09 20 74 021-47	handle ( hot )	1.00	60
4	09 31 11 055 90	pin	1.00	2