









VAIA Wall valve clockwise closing 1/2" - Brushed Dark Platinum
VAIA

36 607 819

- rosette Ø 60 mm
- head part with cut-to-length spindle and sleeve



	Brushed Dark Platinum	36 607 819-99
	Chrome	36 607 819-00
	Brushed Platinum	36 607 819-06
	Platinum	36 607 819-08
	Dark Chrome	36 607 819-19
	Brushed Durabronze (23kt Gold)	36 607 819-28
	Brushed Bronze	36 607 819-42
	Brushed Champagne (22kt Gold)	36 607 819-46
	Champagne (22kt Gold)	36 607 819-47

Required miscellaneous

	<b>Wall valve 1/2" -</b>	35 607 970-90
	•max. recess depth 145 mm	0010
	•min. recess depth 75 mm	

36 607 819

mm [inches]



Codes & Standards

ADA	ASME A112.18.1/CSA B125.1
-----	---------------------------------

Certificates

DVGW_DW-6501DN0116.	WRAS_2011026.	IAPMO_4976 (1).	LGA_29931.	WRAS_2010066.
DVGW_DW-6512DN0706.	LGA_29932.			



Spare parts list

No.	Item Number	Name	Quantity used	Delivery time
1	90 90 03 143 00 90	top	1	2
2	09 31 11 008 90	pin	1	2
3	09 21 02 163 90	disc	1	2
4	90 20 80 015 00-99	handle	1	30