


LULU Shower set - Brushed Durabrass (23kt Gold)

LULU

ST 050 201 8710



- slide bar
- Pipe diameter 18 mm
- Four settings: COMPACT RAIN, COMPACT SOFT FLOW, COMPACT AQUAPRESSURE FLOW, COMPACT CASCADE, max. flow rate 6.8 l/min (at 3 bar)
- rosette 78 x 55 mm
- gauge 800 mm
- metal shower hose 1750mm with integrated anti-twist protection
- shower hose connector 3/8"
- spray head Ø 120mm
- This product can help a building meet the requirements of Green Building Rating Systems, e.g. LEED®, BREEAM®, DGNB

|  |                               |                         |
|--|-------------------------------|-------------------------|
|  | Brushed Durabrass (23kt Gold) | ST 050 201 8710-28 0010 |
|  | Chrome                        | ST 050 201 8710-00 0010 |
|  | Brushed Platinum              | ST 050 201 8710-06 0010 |
|  | Platinum                      | ST 050 201 8710-08 0010 |
|  | Matte Black                   | ST 050 201 8710-33 0010 |
|  | Brushed Dark Platinum         | ST 050 201 8710-99 0010 |

Individual components of this set

You need the following components for this set



1x 26 413 710-28



1x 28 012 979-28 0010

LULU Shower set - Brushed Durabrand (23kt Gold)

LULU

ST 050 201 8710



- slide bar
- rosette 78 x 55 mm
- gauge 800 mm
- metal shower hose 1750mm with integrated anti-twist protection
- shower hose connector 3/8"
- Pipe diameter 18 mm
- WRAS 2009048

This article does not include a hand shower!


NOTE: Hand shower sold separately. Please see hand shower options under the miscellaneous articles section of each series.

|  |                               |              |
|--|-------------------------------|--------------|
|  | Brushed Durabrand (23kt Gold) | 26 413 710-2 |
|  | Chrome                        | 26 413 710-0 |
|  | Brushed Platinum              | 26 413 710-0 |
|  | Platinum                      | 26 413 710-0 |
|  | Matte Black                   | 26 413 710-3 |
|  | Brushed Dark Platinum         | 26 413 710-9 |


ST 050 201 8710

:8  
—  
:0  
—  
:6  
—  
:8  
—  
:3  
—  
:9  
—

Required miscellaneous

|   |  |                       |
|---|--|-----------------------|
|  | <b>Hand shower FlowReduce -<br/>Brushed Durabron (23kt Gold)</b> | 28 012 979-28<br>0010 |
|---|--|-----------------------|


Required miscellaneous

|   |  |                       |
|---|--|-----------------------|
|  | <b>Hand shower FlowReduce -<br/>Brushed Durabron (23kt Gold)</b> | 28 018 979-28<br>0010 |
|---|--|-----------------------|

Required miscellaneous

|   |  |                       |
|---|--|-----------------------|
|  | <b>SERIES-VARIOUS Hand shower -<br/>Brushed Durabron (23kt Gold)</b> | 28 027 979-28<br>0010 |
|---|--|-----------------------|

Required miscellaneous

|   |  |                       |
|---|--|-----------------------|
|  | <b>Hand shower FlowReduce -<br/>Brushed Durabron (23kt Gold)</b> | 28 016 979-28<br>0010 |
|---|--|-----------------------|

Required miscellaneous

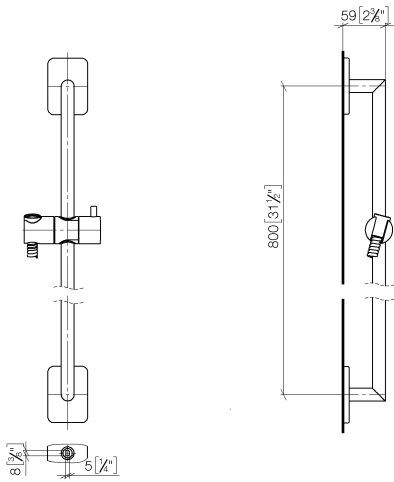
|   |  |                       |
|---|--|-----------------------|
|  | <b>SERIES-VARIOUS Hand shower -<br/>Brushed Durabron (23kt Gold)</b> | 28 029 979-28<br>0010 |
|---|--|-----------------------|

Required miscellaneous

|   |  |                       |
|---|--|-----------------------|
|  | <b>SERIES-VARIOUS Hand shower -<br/>Brushed Durabron (23kt Gold)</b> | 28 025 979-28<br>0010 |
|---|--|-----------------------|

ST 050 201 8710

mm [inches]



Certificates

WRAS\_2009

ACS\_20 ACC LY



LULU Shower set - Brushed Durabrass (23kt Gold)

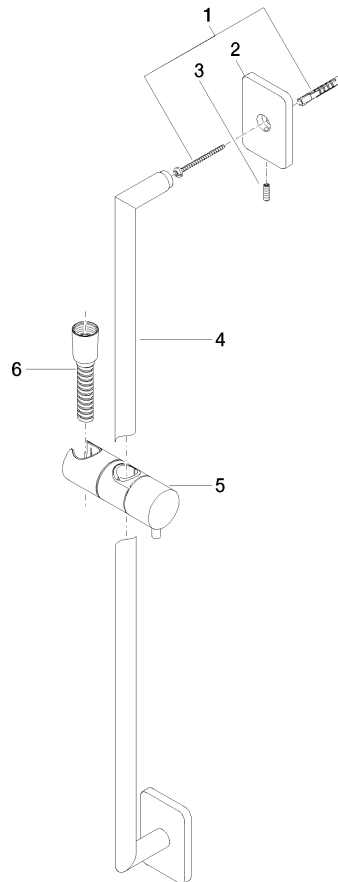
LULU

ST 050 201 8710

Codes & Standards

|                           |                                |             |
|---------------------------|--------------------------------|-------------|
| Scottish Water<br>Byelaws | UK Water Supply<br>Regulations | XP P 41-280 |
|---------------------------|--------------------------------|-------------|

Parts for other  
finishes can be found  
here: [Chrome](#)





LULU Shower set - Brushed Durabrass (23kt Gold)

LULU

ST 050 201 8710

Spare parts list

| No. | Item Number        | Name       | Quantity used | Delivery time |
|-----|--------------------|------------|---------------|---------------|
|     | 05 30 31 025 00 90 | fixing set | 9             | 2             |

## LULU Shower set - Brushed Durabrand (23kt Gold)

LULU






ST 050 201 8710



Fits: IMO, LULU, MADISON, MEM, TARA,  
CL.1, LISSÉ, VAIA, META, CYO

- Four settings: COMPACT RAIN, COMPACT SOFT FLOW, COMPACT AQUAPRESSURE FLOW, COMPACT CASCADE, max. flow rate 6.8 l/min (at 3 bar)
- with anti-scale system
- spray head Ø 120mm
- 1/2" connection
- This product reduces water consumption by % (compared to requirements of EPAct '92)
- This product can contribute to Water Use Reduction in LEED® Green Building Rating
- This product can help a building meet the requirements of Green Building Rating Systems, e.g. LEED®, BREEAM®, DGNB

Intrinsic protection against back flow.

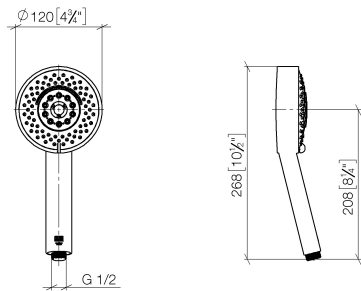
|  |                               |                   |
|--|-------------------------------|-------------------|
|    | Brushed Durabrand (23kt Gold) | 28 012 979-28 001 |
|    | Chrome                        | 28 012 979-00 001 |
|    | Brushed Platinum              | 28 012 979-06 001 |
|    | Platinum                      | 28 012 979-08 001 |
|    | Dark Chrome                   | 28 012 979-19 001 |
|    | Light Gold                    | 28 012 979-26 001 |
|    | Brushed Light Gold            | 28 012 979-27 001 |
|    | Matte Black                   | 28 012 979-33 001 |
|    | Brushed Bronze                | 28 012 979-42 001 |
|    | Brushed Champagne (22kt Gold) | 28 012 979-46 001 |
|   | Champagne (22kt Gold)         | 28 012 979-47 001 |
|  | Brushed Chrome                | 28 012 979-93 001 |
|  | Brushed Dark Platinum         | 28 012 979-99 001 |



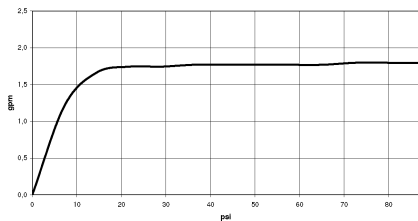


ST 050 201 8710

mm [inches]



### Flow rate chart



### Certificates

LGA\_29



LULU Shower set - Brushed Durabrass (23kt Gold)

LULU

ST 050 201 8710

Codes & Standards

|  |  |          |          |
|--|--|----------|----------|
| ASME<br>A112.18.1/CSA<br>B125.1<br>Ü-Zeichen | California Energy<br>Commission<br>(CEC) | DIN 4109 | ISO 3822 |
|--|--|----------|----------|



## LULU Shower set - Brushed Durabronz (23kt Gold)

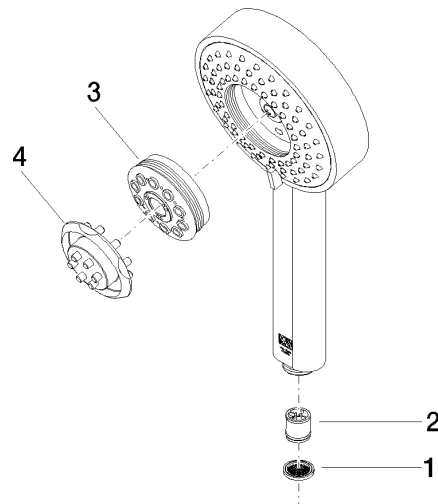
---

LULU

ST 050 201 8710

**Product version from 4/1/2024**

Parts for other  
finishes can be found  
here: [Chrome](#)





LULU Shower set - Brushed Durabrass (23kt Gold)

LULU

ST 050 201 8710

**Spare parts list**

**Product version from 4/1/2024**

| No. | Item Number     | Name  | Quantity used | Delivery time |
|-----|-----------------|-------|---------------|---------------|
|     | 09 23 01 039 90 | sieve | 4             | 2             |