

# SYMETRICS Showerpipe with shower thermostat - Brushed Platinum

IMO

ST 050 305 9980



Fits: IMO, MEM, CL.1, CYO

- shower with fixed riser projection 453mm
- Rain shower: PURE RAIN, max. flow rate 6.8 l/min (at 3 bar)
- Function from: 6 l/min
- rain shower 300 x 240mm
- rain shower with anti-scale system
- Hand shower: COMPACT RAIN, max. flow rate 6.8 l/min (at 3 bar)
- spray head Ø 100mm
- rotary diverter with volume control and shut-off function
- slide-on rosettes Ø 70 mm
- height of fittings up to rain shower (bottom edge) 1009mm
- height of fittings up to top edge of elbow 1150mm
- gauge 150 mm - 13 mm
- metal shower hose 1750mm with integrated anti-twist protection
- 1/2" connection
- slide bar
- Pipe diameter 23.5 mm

**Intrinsic protection against back flow.**

**NOTE: Hand shower sold separately. Please see hand shower options under the miscellaneous articles section of each series.**

	Brushed Platinum	ST 050 305 9980-06 0010
	Chrome	ST 050 305 9980-00 0010
	Chrome	ST 050 306 0980-00
	Brushed Platinum	ST 050 306 0980-06
	Platinum	ST 050 305 9980-08 0010
	Platinum	ST 050 306 0980-08
	Dark Chrome	ST 050 305 9980-19 0010
	Dark Chrome	ST 050 306 0980-19
	Brushed Light Gold	ST 050 305 9980-27 0010
	Brushed Light Gold	ST 050 306 0980-27
	Brushed Durabrass (23kt Gold)	ST 050 305 9980-28 0010
	Brushed Durabrass (23kt Gold)	ST 050 306 0980-28
	Matte Black	ST 050 305 9980-33 0010
	Matte Black	ST 050 306 0980-33
	Brushed Bronze	ST 050 305 9980-42 0010
	Brushed Bronze	ST 050 306 0980-42
	Brushed Champagne (22kt Gold)	ST 050 305 9980-46 0010
	Brushed Champagne (22kt Gold)	ST 050 306 0980-46
	Champagne (22kt Gold)	ST 050 305 9980-47 0010
	Champagne (22kt Gold)	ST 050 306 0980-47
	Brushed Chrome	ST 050 305 9980-93 0010
	Brushed Chrome	ST 050 306 0980-93
	Brushed Dark Platinum	ST 050 305 9980-99 0010
	Brushed Dark Platinum	ST 050 306 0980-99

## Individual components of this set

You need the following components for this set



1x 34 459 980-06 0010



1x 28 018 979-06 0010

# SYMETRICS Showerpipe with shower thermostat - Brushed Platinum

IMO

ST 050 305 9980



Fits: IMO, MEM, CL.1, CYO

- shower with fixed riser projection 453mm
  - overhead shower: rain flow
  - rain shower 300 x 240mm
  - rain shower with anti-scale system
  - max. rainshower flow 6.8 l/min
  - Function from: 6 l/min
  - rotary diverter with volume control and shut-off function
  - slide-on rosettes Ø 70 mm
  - height of fittings up to rain shower (bottom edge) 1009mm
  - height of fittings up to top edge of elbow 1150mm
  - gauge 150 mm - 13 mm
  - metal shower hose 1750mm with integrated anti-twist protection
  - 1/2" connection
  - slide bar
  - Pipe diameter 23.5 mm
  - quick clearing
  - This product reduces water consumption by % (compared to requirements of EPAct '92)
  - This product can contribute to Water Use Reduction in LEED® Green Building Rating
- Intrinsic protection against back flow.**

**NOTE: Hand shower sold separately. Please see hand shower options under the miscellaneous articles section of each series.**

Intrinsic protection against back flow.

NOTE: Hand shower sold separately. Please see hand shower options under the miscellaneous articles section of each series.

	Brushed Platinum	34 459 980-06 001
	Chrome	34 459 980-00 001
	Platinum	34 459 980-08 001
	Dark Chrome	34 459 980-19 001
	Brushed Light Gold	34 459 980-27 001
	Brushed Durabrass (23kt Gold)	34 459 980-28 001
	Matte Black	34 459 980-33 001
	Brushed Champagne (22kt Gold)	34 459 980-46 001
	Champagne (22kt Gold)	34 459 980-47 001
	Brushed Chrome	34 459 980-93 001
	Brushed Dark Platinum	34 459 980-99 001

ST 050 305 9980

0

—

0

—

0

—

0

—

0

—

0

—

0

—

0

—

0

—

0

—

0

—


0

—


0

—


Required miscellaneous

	<b>Concealed adapter -</b> ●please order two adapters (USA only)	35 080 970-90 0010
---	---	-----------------------

Required miscellaneous

	<b>Hand shower FlowReduce -</b> <b>Brushed Platinum</b>	28 012 979-06 0010
---	--	-----------------------


Required miscellaneous

	<b>SERIES-VARIOUS Hand shower -</b> <b>Brushed Platinum</b>	28 029 979-06 0010
---	--	-----------------------


Required miscellaneous

	<b>SERIES-VARIOUS Hand shower -</b> <b>Brushed Platinum</b>	28 025 979-06 0010
---	--	-----------------------

Required miscellaneous

	<b>Hand shower FlowReduce -</b> <b>Brushed Platinum</b>	28 016 979-06 0010
---	--	-----------------------

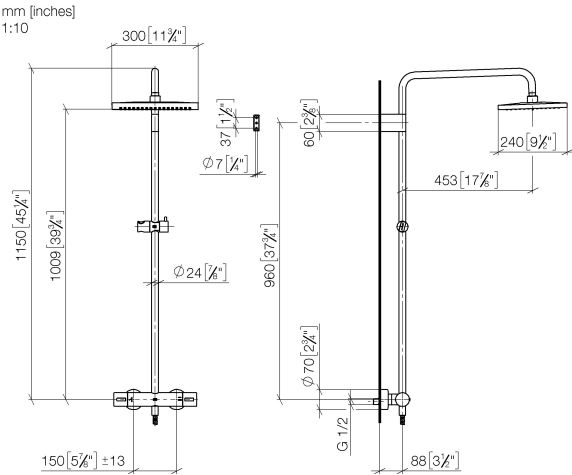
Required miscellaneous

	<b>Hand shower FlowReduce -</b> <b>Brushed Platinum</b>	28 018 979-06 0010
---	--	-----------------------

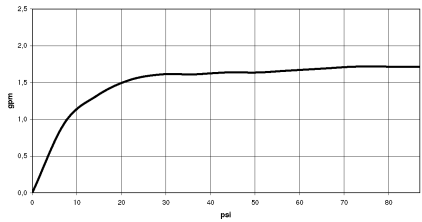
Required miscellaneous

	<b>SERIES-VARIOUS Hand shower -</b> <b>Brushed Platinum</b>	28 027 979-06 0010
---	--	-----------------------

ST 050 305 9980



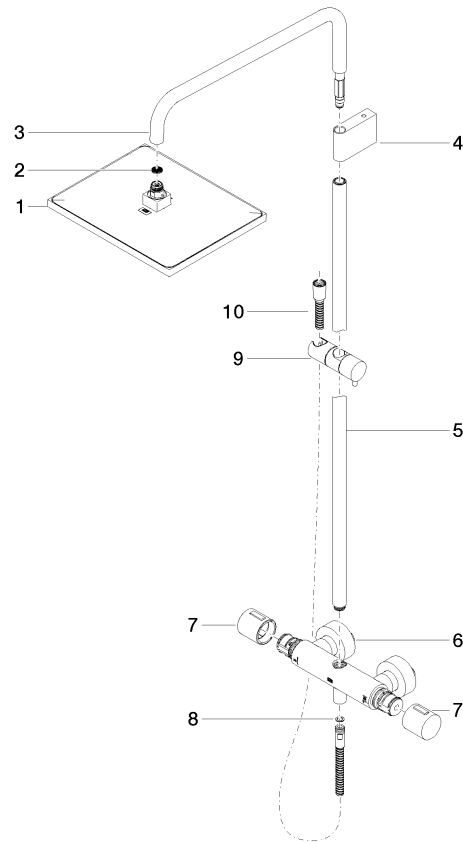
Flow rate chart



Codes & Standards

ASME	California Energy
A112.18.1/CSA	Commission
B125.1	(CEC)

**Product version from 6/1/2024**





SYMETRICS Showerpipe with shower thermostat - Brushed Platinum

IMO

ST 050 305 9980

**Spare parts list**

**Product version from 6/1/2024**

No.	Item Number	Name	Quantity used	Delivery time
	04 12 05 063 10-06	shower	10	10

Error: Subreport could not be shown.