

17 861 625 Product version from 3/9/2016 to 5/27/2021



- 145mm projection
- rigid, thermally insulated spout
- laminar flow
- height of mixer 249 mm
- height up to laminar flow regulator 184 mm
- hole diameter 35 mm
- provides filtered, hot water up to 93°C
- provides filtered, cold water
- max. flow 2 l/min at 3 bar flow pressure
- ready-to-use control unit for wall mounting (137mm x 159mm x 60mm)
- electronic magnetic valve
- 100-230 V, 50-60 Hz, 18 W power supply unit, incl. country-specific adapter set
- lead-free
- one lever for cold and hot water
- Spout ring cannot be removed.
- This product can help a building meet the requirements of Green Building Rating Systems, e.g. LEED®, BREEAM®, DGNB

NOTE: Not compatible with Reverse Osmosis

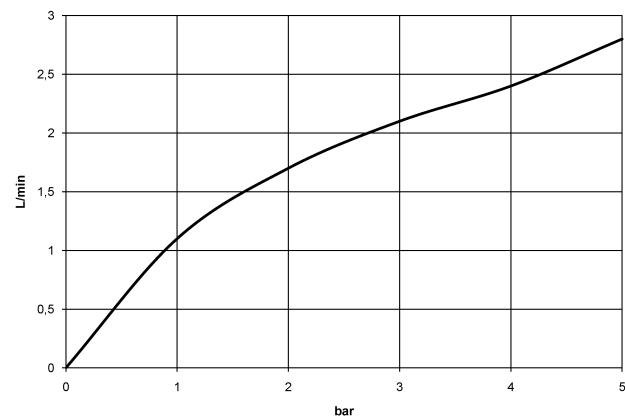
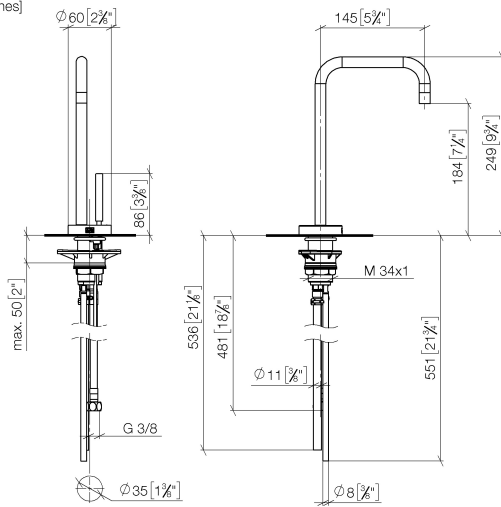
A minimum flow pressure of 3 bar is necessary for the HOT & COLD WATER DISPENSER to work perfectly in conjunction with a hot water tank and filter.

The installation must be above a kitchen sink.

The filter cartridge must be changed every six months. The installation instructions contain further information for guidance.

Detailed planning information and technical data can be found at www.dornbracht.com/professional

	Brushed Dark Platinum	17 861 625-99
	Chrome	17 861 625-00
	Brushed Platinum	17 861 625-06
	Platinum	17 861 625-08
	Durabronze (23kt Gold)	17 861 625-09
	Dark Chrome	17 861 625-19
	Brushed Durabronze (23kt Gold)	17 861 625-28
	Matte Black	17 861 625-33
	Brushed Champagne (22kt Gold)	17 861 625-46
	Champagne (22kt Gold)	17 861 625-47
	Brushed Chrome	17 861 625-93



ADA	ASME A112.18.1	California Energy Commission (CEC)	cUPC
DIN 4109	Executive Order no. 1007	ISO 3822	NSF372
NSF61	Ü-Zeichen		



META SQUARE HOT & COLD WATER DISPENSER - Brushed Dark Platinum

META SQUARE

17 861 625 Product version from 3/9/2016 to 5/27/2021

Certificates and sustainability

IAPMO_N-4

IAPMO_4976

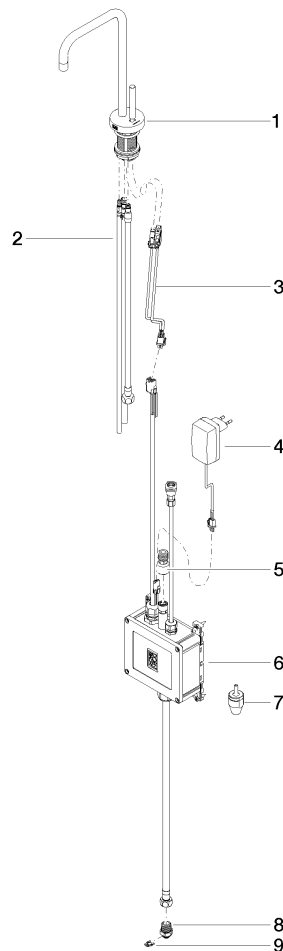
GDV_0400

LGA_28

IAPMO_6

17 861 625 Product version from 3/9/2016 to 5/27/2021

Parts for other finishes can be found here: [Chrome](#)



Spare parts list

No.	Item Number	Name	Quantity used	Delivery time
3	90 10 01 048 00 90	electronic accessories	1.00	2
7	90 24 04 291 00 90	insert	1.00	2
9	09 16 01 045 90	ring	1.00	2
4	04 10 01 050 00 90	power supply	1.00	60
2	90 30 04 067 00 90	hose	1.00	2
1	90 17 85 100 02-99	fitting	1.00	20
5	12 866 970 90	Adapter Flow restrictor HCWD 3/8" -	1.00	2
8	09 24 04 293 90	nipple	1.00	2
6	90 11 11 064 01 90	electronic accessories	1.00	2